



Sitronix 8016.TW

Sitronix Technology Corp.

1Q 2026

Earnings Presentation

May 2026

Sitronix

Sitronix Public and External Use

Safe Harbor Statement

The contents of this presentation are based on available information, and the Company's views when made. The information in this presentation may contain descriptions of the future prospects of the Company and its subsidiaries, and are subject to risks and uncertainties, which may cause actual results to be materially different from any future result.

The Company disclaims any intention or obligation to update or revise any forward-looking statements, whether as a result of new information or later developments. This presentation is provided for information purposes only. The Company, its consultants, its representatives, and the presenter are not liable for any damages resulting from the use of the contents in this presentation.

About Sitronix Group

Mission

“Achieve the highest level of customer satisfaction with the most competitive cost and quality technology.”

Company Profile

Sitronix Technology Corp. Group

Ticker: 8016.TW

Established / Listed 1992 / 2003

Headquarter: Taiwan Hsinchu

Shares Outstanding* 120 millions

Market Cap* US\$877m / NT\$27.63B

Shareholders* FINI 32.94%, local II 5.44%

*As of 2026/4/30 (USD/NTD 31.5)

Business Model


- Global leader in small-size display driver ICs (DDIC) for mature technology segments, with a dominant market share in AIoT and Industrial markets.
- Pioneer in zerocap[®] technology, applied to AIoT, industrial, automotive DDI, and TDDI product lines.
- Continues to incubate new applications through subsidiaries, expanding growth potential.

Market Positioning

- **AIoT device DDI:** a green-product pioneer with zerocap[®] solutions
- **Industrial DDI:** enjoy a long product cycle with stable profit
- **Sensor IC:** major smartphone sensor supplier and exploring new fields
- **Automotive DDI:** secular growth driven by high-growth customers and products


zerocap® Technology

Touch + DDIC



Significantly Reducing the Cost of Display Modules

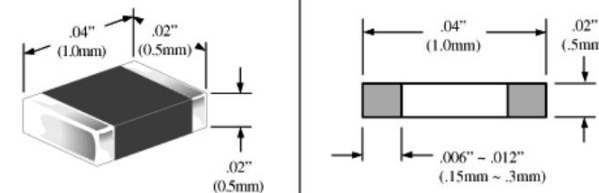
A zero external component solution reduces the thickness of the device and enables a narrow bezel design.



Before



After



Patent Protection

Sitronix holds over 300 patents for zerocap and display drivers, leading the industry with the largest portfolio in capacitive technology.

Sitronix

4 Sectors Sales Mix

47% ▲



AIoT Device

- › Wearable & IoT
- › Consumer electronics
- › Smart / Feature phone

Sitronix

20%



Sensors

- › Optical sensors
- › MEMS & Capacitive sensors

Subsidiary
sensortek

Industrial

- › Office Automation
- › Industrial Instruments
- › Portable Medical Devices

Sitronix



11% ▲

Automotive

- › Cluster Display
- › Navigation Display
- › Center Information Display

Subsidiary
FORCELEAD



13%

Consolidated Revenue

- **Full Year 2025:** Accumulated consolidated revenue for Jan-Dec 2025 reached NT\$ 19,001 million, a 6.59% YoY increase.
- **1Q26 Results:** Consolidated revenue was NT\$ 5,328 million, reflecting a growth of +0.40% QoQ and +23% YoY.

Summary	1Q26	4Q25	Q/Q	1Q25	Y/Y
Revenue (NT'000)	5,328,772	5,307,405	0.40%	4,332,354	+23%
Gross Margin%	32%	30%	+2pp	33%	-1pp
Operating Margin%	12%	12%	+0pp	12%	0pp
EPS (NT\$)	4.60	4.36	+0.24	3.45	+1.15

Sales Mix

- **AIoT:** (1) Momentum driven by accelerated growth in zero-capacitor TDDI, accounting for 18% of total revenue of Q1. (2) Launching more competitive products to gain shares.
- **Sensors:** (1) Specific Absorption Rate (SAR), Pressure , and TPMS sensors delivered to brand customers. (2) Aerospace-grade Inertial Measurement Unit (IMU) is on track for validation in 2H 2026.
- **Automotive DDI:** Revenue recovered; Head-Up Displays (HUD), E-Room Mirrors, displays for Two-Wheelers grew in sales driven by Chinese automakers.

Sector	2022	2023	2024	2025	2Q24	3Q24	4Q24	1Q25	2Q25	3Q25	4Q25	1Q26
AIoT	36%	35%	31%	40%	31%	31%	31%	33%	36%	43%	45%	47%
Industrial	18%	14%	13%	12%	17%	12%	12%	14%	14%	11%	10%	11%
Sensor	22%	27%	28%	24%	26%	28%	27%	27%	26%	22%	21%	20%
- Optical	88%	88%	88%	89%	88%	84%	86%	90%	90%	89%	89%	88%
- MEMS	12%	12%	12%	11%	12%	16%	14%	10%	10%	11%	11%	12%
Automotive	16%	16%	17%	14%	18%	17%	16%	15%	13%	14%	15%	13%
Others	8%	8%	11%	10%	8%	12%	14%	11%	11%	10%	9%	9%
Total	100%	100%	100%	100%	100%	100%	100%	100%	100%	100%	100%	100%

Income Statement

NT\$	2022	2023	2024	2025	3Q24	4Q24	1Q25	2Q25	3Q25	4Q25	1Q26
Sales (million, NTD)	18,027	16,722	17,826	19,001	4,683	4,616	4,332	4,648	4,713	5,307	5,328
Gross Prof. Margin %	46%	34%	34%	31%	33%	33%	33%	31%	29%	30%	32%
Opex to Sales %	19%	19%	20%	20%	20%	21%	21%	20%	19%	18%	20%
Op. Margin %	27%	15%	14%	11%	14%	12%	12%	11%	10%	12%	12%
Non-OP (000'NTD)	363,954	337,010	348,152	315,763	53,984	81,862	102,132	27,001	117,430	69,200	181,256
Tax* %	17%	15%	14%	9%	15%	12%	11%	4%	13%	7%	14%
Net Income** %	20%	11%	10%	9%	10%	9%	9%	9%	8%	10%	10%
EPS (NTD)	30.10	15.50	15.42	14.66	3.87	3.50	3.45	3.56	3.28	4.36	4.60

*Effective tax rate **Attributed to the parent company

Turnover Metrics

- **Inventory Turnover Days:** Lower than the past three-year average, remaining within a healthy range
- **Accounts Receivable & Accounts Payable Turnover Days:** Remain within the past three-year average range

Turnover Days	2022	2023	2024	2025	2Q24	3Q24	4Q24	1Q25	2Q25	3Q25	4Q25	1Q26
Inventory	128	117	89	88	98	86	89	96	87	85	79	82
Accounts Receivable	32	31	33	33	34	33	33	34	32	31	29	29
Accounts Payable	65	49	68	73	63	58	68	71	63	66	68	74

Sustainability Initiatives

- **Sustainability Report:** Audited by third-party and published on the [company website](#)
- **TWSE Corporate Governance Evaluation:** Ranked in the top 6–20% among all listed companies the 2025 TWSE Corporate Governance Evaluation.
- **GHG Inventory:** Since 2023, Sitronix (parent company) has completed its greenhouse gas (GHG) inventory
- **Taiwan Index Plus Inclusion:** Since 2024, Sitronix has been recognized in sustainability, high dividend, and semiconductor indices

Q&A

Sitronix

Thank You

Sitronix

Sitronix External Use

The information contained herein is the exclusive property of Sitronix and shall not be distributed, reproduced, or disclosed in whole or in part without prior written permission of Sitronix.

© 2026 Sitronix Technology Corporation. All rights reserved.