

Investor Conferences

Sitronix Technology Corp.

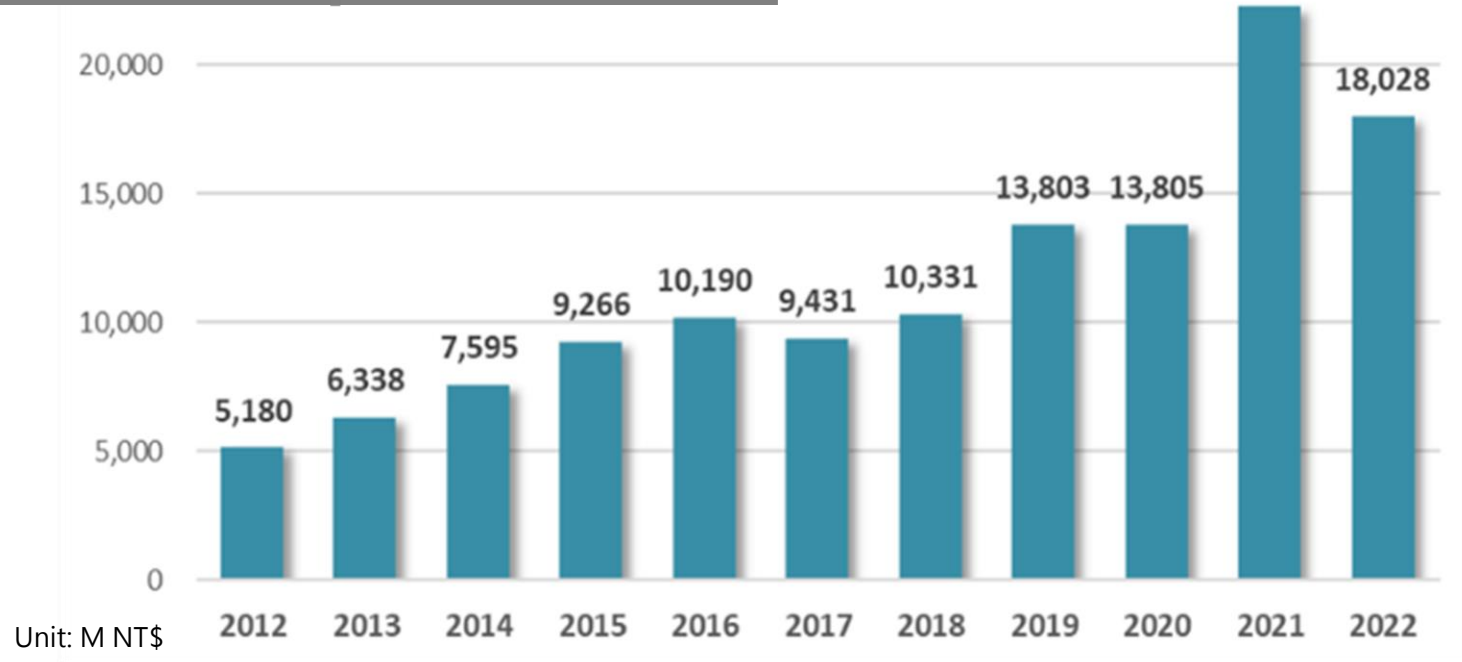
矽創電子股份有限公司

8016: TT

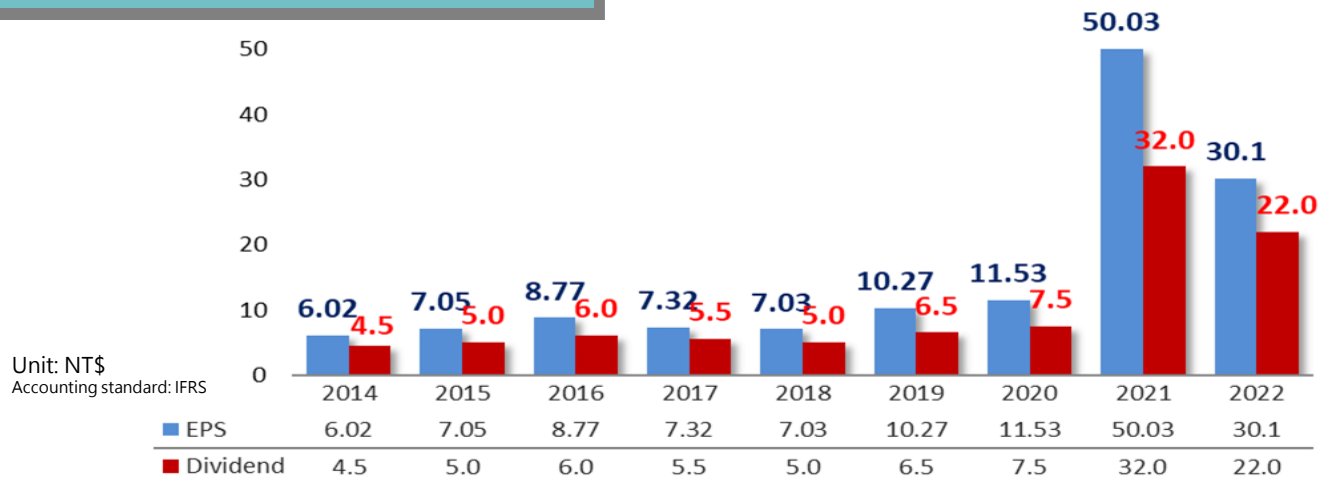
Sitronix

Sitronix Confidential. Do Not Copy or Distribute.

8016 Group Revenue

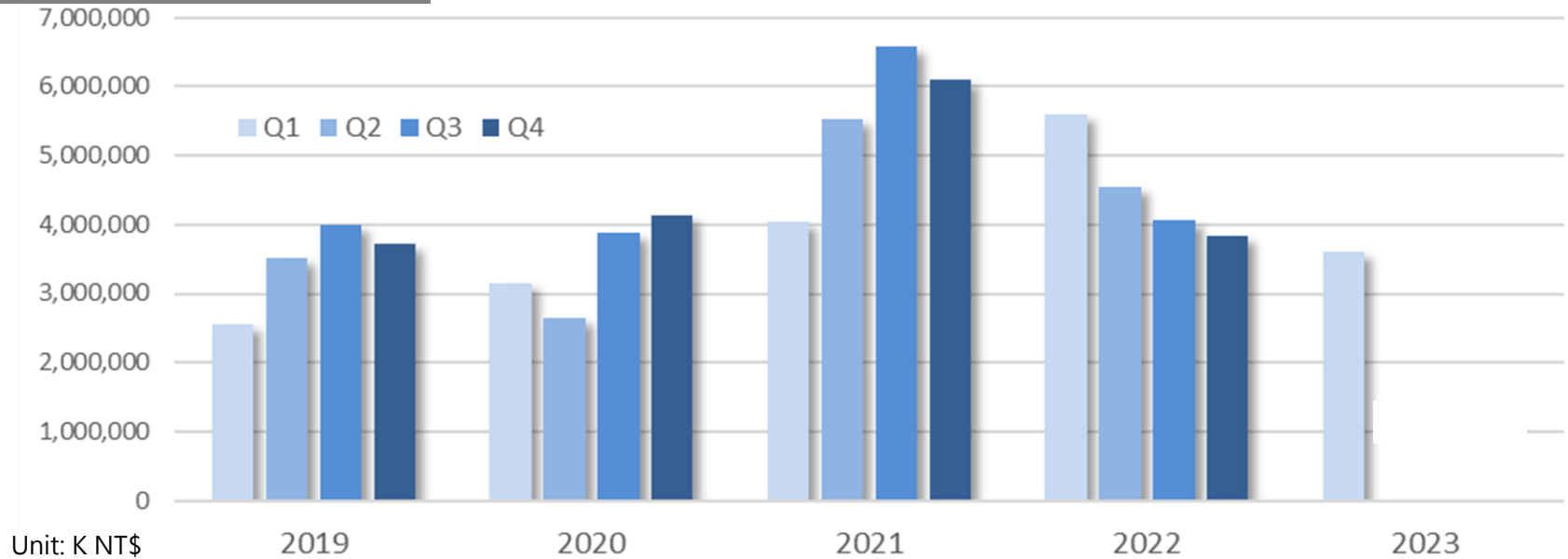


EPS & cash dividend trend

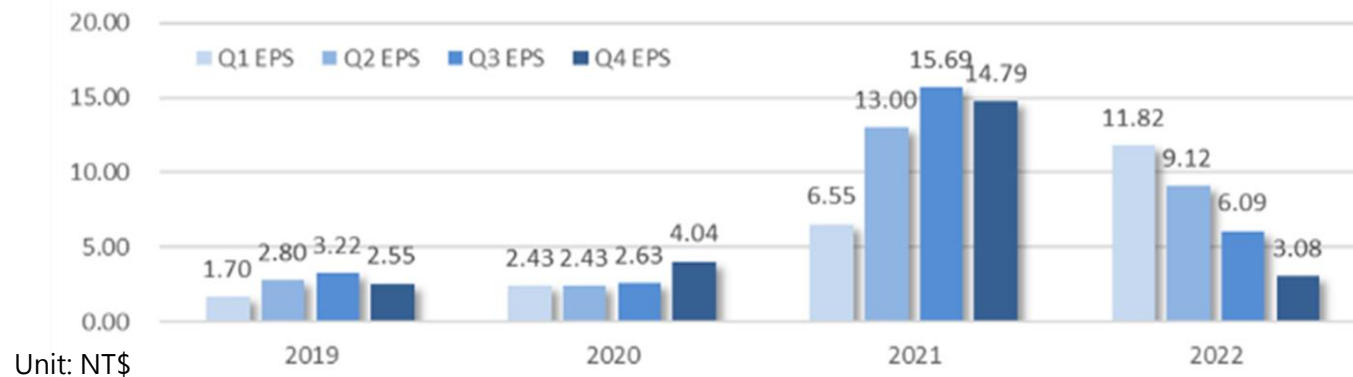


Financial Performance

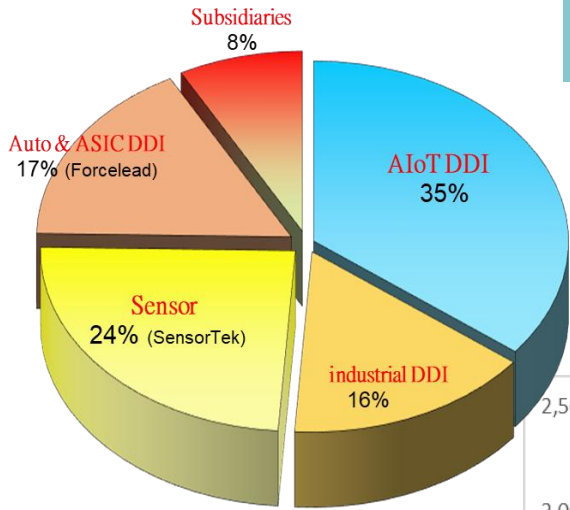
Quarterly Revenue



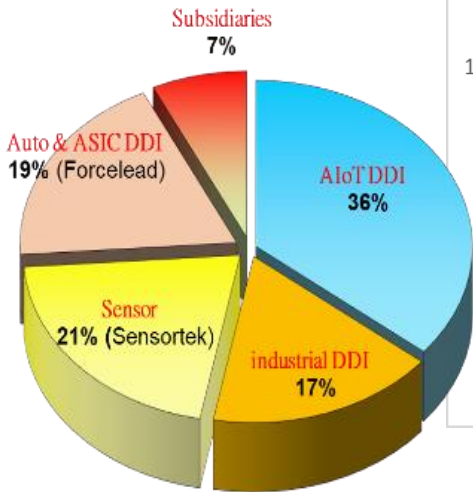
Quarterly EPS



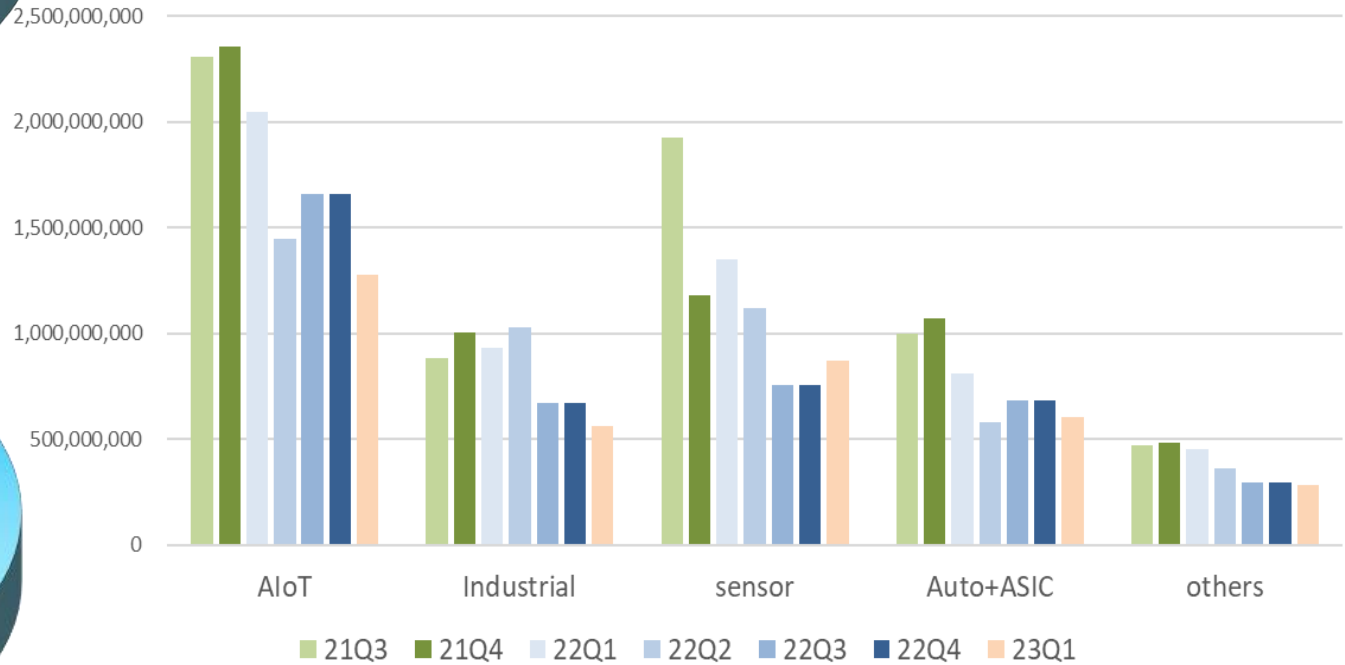
Product Mix



1Q 2023



4Q 2022



8016 Consolidated Income Statement

Item	Q1 23		Q1-Q4 22		Q4 22		Q3 22		Q2 22		Q1 22	
	Results	% of sales	Results	% of sales	Results	% of sales	Results	% of sales	Results	% of sales	Results	% of sales
Net Sales	3,600,616	-	18,027,827	-	3,831,421	-	4,065,580	-	4,537,216	-	5,593,610	-
Gross Profit	1,084,600	30%	8,254,024	46%	1,144,898	30%	1,698,416	42%	2,399,367	53%	3,011,343	54%
Operating Expense	697,795	20%	3,512,839	19%	673,034	19%	826,099	21%	949,965	21%	1,063,741	19%
Operating Income	387,074	10%	4,742,524	27%	472,277	12%	872,574	21%	1,449,773	32%	1,947,900	35%
Income before Tax	453,891	12%	5,106,478	29%	472,485	12%	1,015,616	25%	1,550,841	34%	2,067,536	37%
Income Tax Expense	78,079	2%	875,775	5%	25,186	1%	175,106	4%	276,000	6%	399,483	7%
Net Income*	296,916	8%	3,610,165	20%	368,678	10%	729,707	18%	1,093,893	24%	1,417,887	25%
EPS	2.48	-	30.10	-	3.08	-	6.09	-	9.12	-	11.82	-

Unit: NT\$ thousands (except EPS)

Accounting standard: IFRS

* Listed on the English translation of our financial statements as "Profit (loss), attributable to owners of parent"

8016 Consolidated Balance Sheet

Item	2023/3/31	2022/12/31	2022/9/30	2022/6/30	2022/3/31
Total Assets	20,056,264	19,956,339	21,141,966	24,853,650	25,874,023
Current Assets	15,171,243	14,945,438	15,828,680	19,577,920	21,049,198
Cash & Equivalents	7,728,295	5,661,717	5,671,209	10,146,771	9,953,822
AR	1,205,026	1,227,989	1,561,067	1,631,276	2,086,052
Inventory	3,117,339	4,399,343	5,597,993	5,057,980	3,418,072
Total Liability	7,852,609	5,190,467	6,815,479	11,470,389	13,659,083
AP	939,607	992,089	2,079,144	3,118,678	2,868,209
Shareholder Eqt.	12,203,655	14,765,872	14,326,487	13,383,261	12,214,940

Unit: NT\$ thousands
Accounting standard: IFRS