

Investor Conferences

1Q 2020

Sitronix Technology Corp.
矽創電子股份有限公司
8016 : TT



Sitronix

公司簡介

公司名稱	矽創電子股份有限公司
成立日期	1998年7月
資本額	40M USD
董事長暨執行長	毛穎文 Vincent Mao
員工數	402 (集團: 763)
臺灣證券交易所上市	2003年12月 (8016)



Consolidated

矽創電子

Sitronix

Display Driver IC



Incubator since 2009

產品組合

Mobile Displays

Industrial & Automotive Displays

Sensors

SoC

Mobile Display Driver IC

手機顯示器



Automotive Display Driver IC

車載顯示器



Industrial Display Driver IC

工控顯示器



System on Chip (SoC) products

其他非顯示器 IC



Subsidiaries



Subsidiaries

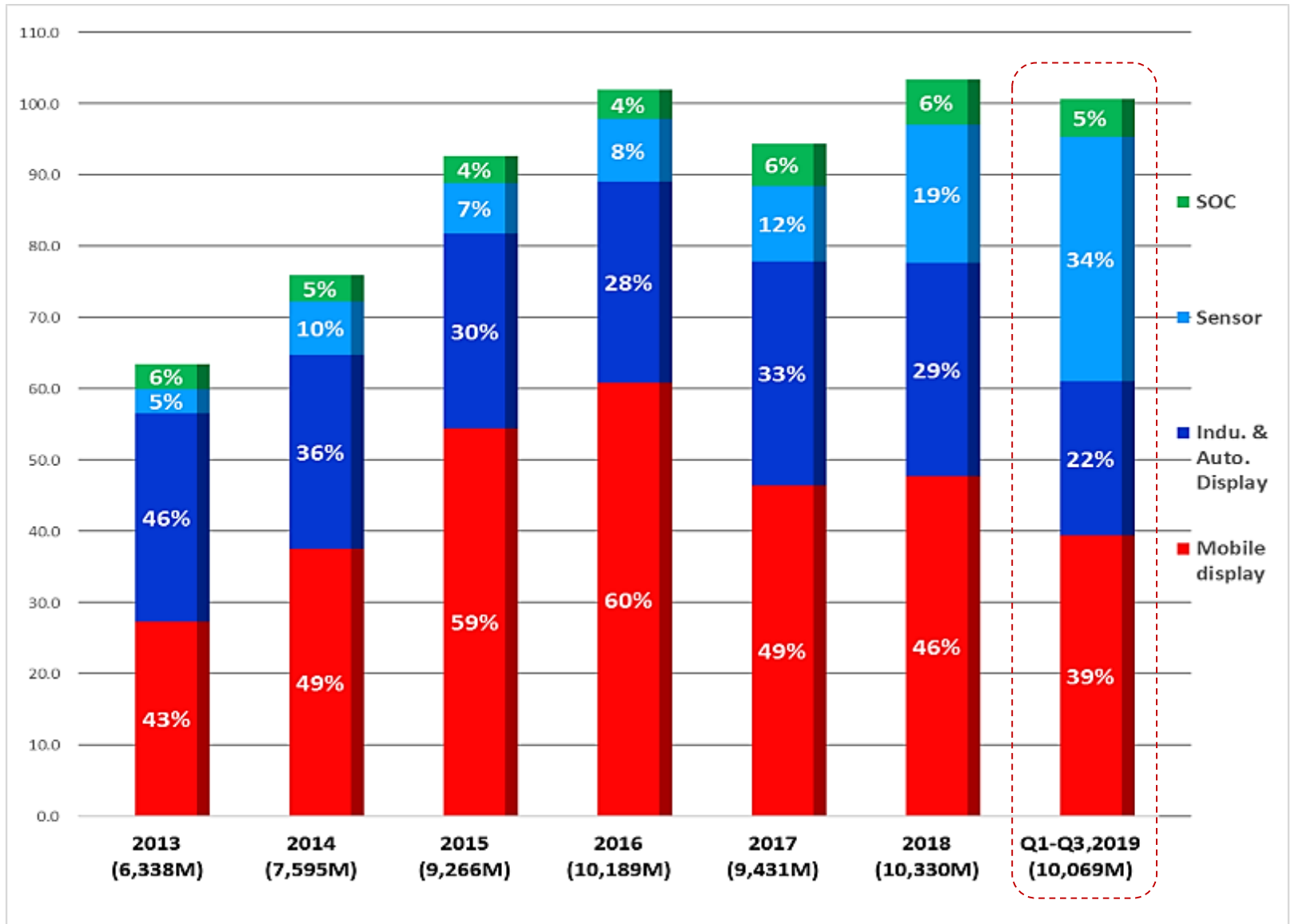


Differentiation

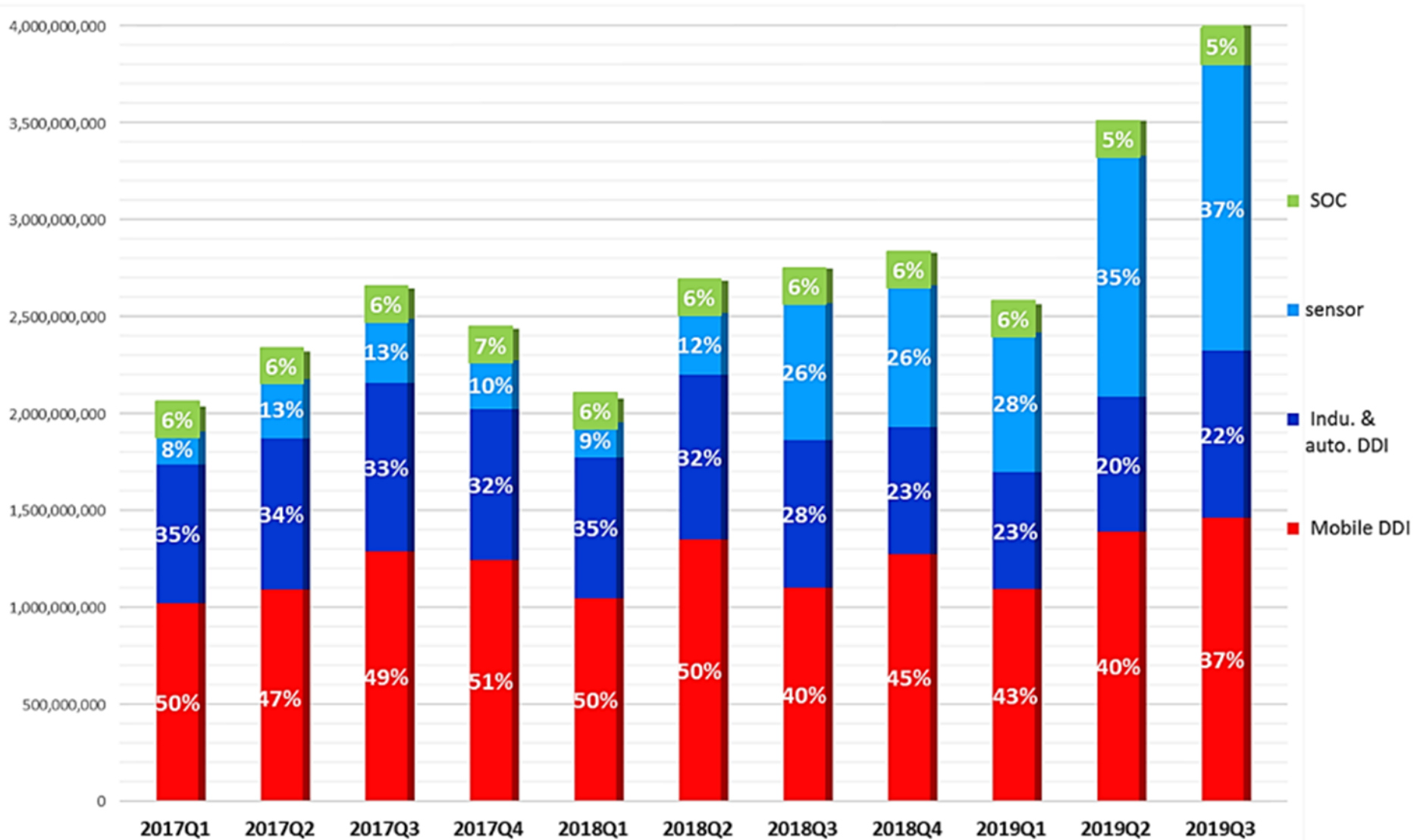
Diversification

Incubator

年度合併營收_依產品別分類



季度合併營收_依產品別分類

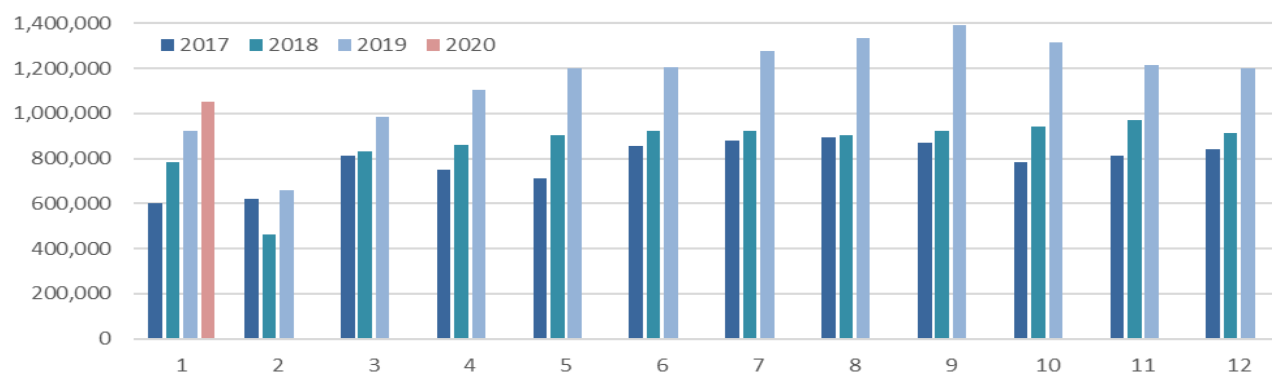


Unit: NT\$ thousands

合併月營收(MoM/YoY), 2018 - 2020

(K) ntd	2018	YoY_M	Quarterly amount	YoY_Q	2019	YoY_M	Quarterly amount	YoY_Q	2020	YoY_M	Quarterly amount	YoY_Q
1	781,237	30.2%	2,074,724	2.0%	920,272	17.8%	2,561,593	23.5%	1,053,042	14.4%		
2	462,190	-25.8%			657,782	42.3%						
3	831,297	2.4%			983,539	18.3%						
4	860,299	14.6%	2,682,651	15.7%	1,104,244	28.4%	3,507,731	30.8%				
5	901,245	26.8%			1,200,808	33.2%						
6	921,107	7.5%			1,202,679	30.6%						
7	922,769	4.7%	2,746,000	3.9%	1,275,772	38.3%	4,000,478	45.7%				
8	901,386	1.1%			1,335,334	48.1%						
9	921,845	5.9%			1,389,372	50.7%						
10	940,776	20.4%	2,827,130	16.1%	1,316,438	39.9%	3,732,936	32.0%				
11	971,631	19.5%			1,215,179	25.1%						
12	914,723	8.9%			1,201,319	31.3%						
Total	10,330,505	9.5%			13,802,738	33.6%			1,053,042			

Unit: NT\$ thousands
Accounting standard: IFRS



手機顯示器驅動 ICs

Small-sized DDIC - ZeroCap

2017/18: ~ 500M pcs



Smartphone DDIC

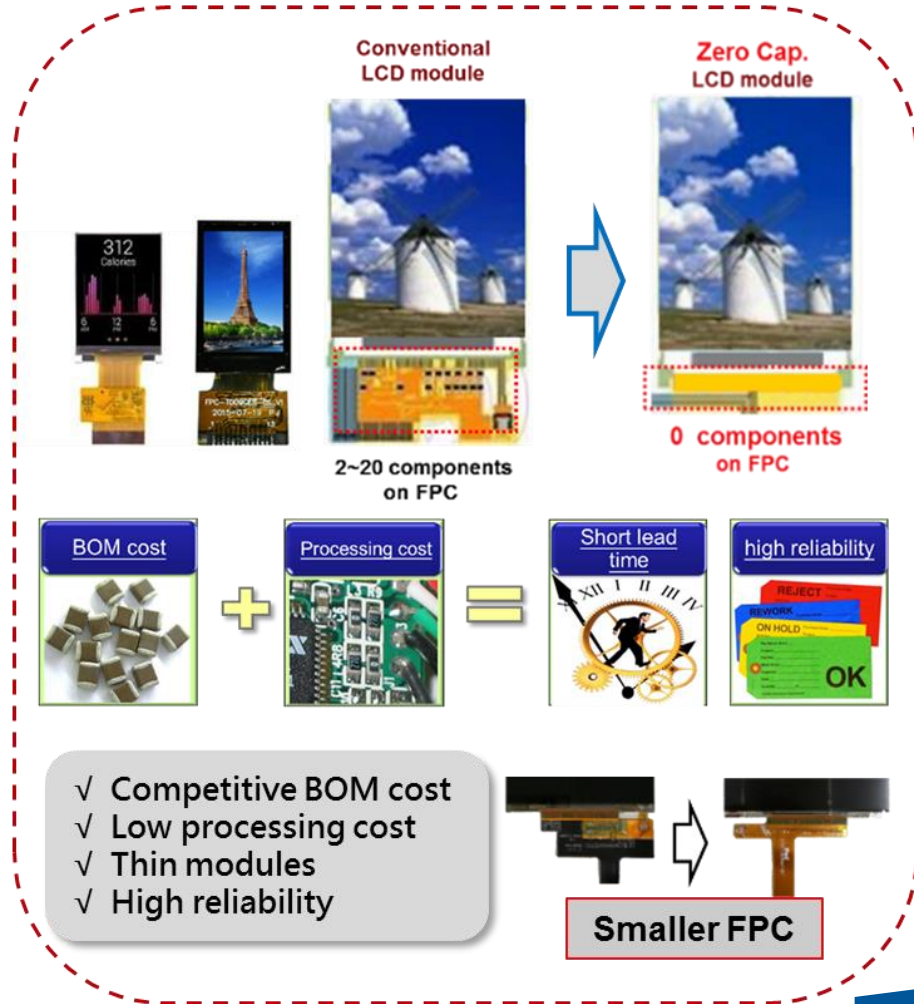
WVGA 800x480 (Q4 15 MP) - Zero Cap.
 HD720 1280x720 (Q4 17 MP) - Zero Cap.
 FHD 1920x1080 (Q1 19 MP) - Zero Cap.

2017: > 90M
 2018: > 130M pcs
 1Q~3Q, 2019: > 160M



Differentiation

Sitronix's Patents



車載顯示器驅動 ICs

Diversification

< 6 inch displays

7 - 9 inch displays

Instrument Cluster Display

Analog

 No Display

Hybrid (Analog + Digital)

 Meters

Full Digital

 Virtual Cockpit




Automobile Monitors





Multi-Function CSD




Rearview Mirror Display




Twin CSDs Display Audio + Navigation

Dual Headrest

- Segment TN
- Character TN
- Graphic STN
- Mono TFT
- Color TFT



- a. 新車趨勢 → 顯示器數增多
- b. 大尺寸顯示器案增多 → DDI 顆粒數增加 (Source & Gate 分離)

工控類顯示器驅動 ICs

Diversification

TN / STN / mono TFT / color TFT



**Ultra Low Power a-TFT Driver
for new applications :**

- IoT / Wearable devices / E-payment ...

Wearable Devices



Wearable Products



光學感測晶片 Optic Sensor



Optic sensor shipment

2017 : >200M
2018 : >340M
1Q~3Q, 2019 : >430M

Ambient Light Sensors

→ screen brightness control
環境光感測器 → 調節螢幕亮度

Proximity Sensors

→ turn off display (Anti-touch)
近接感測器 → 關屏(防誤觸)

- G1. PS (w/T) + ALS (visible sensor hole solution)
- G2. PS (w/T) + ALS (invisible sensor hole solution)
Under display type (屏下方案) → AMOLED display
Slit type (狹縫方案) → TFT display with backlight
- G3. PS + RGB sensing (精準色溫偵測)

Smartphone display evolution :

16:9 aspect ratio

G1. PS (w/T) + ALS (visible sensor hole)



Bezel-less screen

G2. PS (w/T) + ALS (invisible sensor hole)
Under display type → AMOLED display
Slit type → TFT display (with backlight)



ALS / PS

● 水滴屏 (Teardrop-shaped)

● 全面屏 (Bezel-less screen)

狹縫 ALS/PS

狹縫 PS / 屏下 ALS

前攝旁 ALS/PS



屏下 ALS/PS

狹縫 PS / 屏下 ALS




微機電感測晶片 MEMS sensor

G sensor shipment

2017 : >25M

2018 : >30M


1Q~3Q, 2019 : >35M



Accelerometers (G-sensor)

→ Rotates detection

加速度感測器 → 屏幕旋轉偵測



✓ G-sensor for Smartphone market

✓ Low power G-sensor for wearable & IoT devices

Smartphone application :



屏幕旋轉
Screen rotation



自動靜音
Automatic mute



遊戲
Game control



手勢偵測
Gesture detection



接聽輔助
Answering aid



SOC



合肥创发微电子 (HFST)

Established - 2018/03/22
Opening - 2018/09/18

Touch controller & FPIC



Consumer



Wearable



Industrial



Automotive



Incubator

Automotive

Industrial

Wearable

Consumer

公司名称	合肥创发电子有限公司
成立日期	2018.03
董事长	陈儒宏
总经理	赵建源
地址	安徽省合肥市高新区创新大道2800号 创新产业园二期J2区A栋19层
网址	www.hf-st.com.cn



Zero capacity

- DC LDO
- No external parts
- Smallest FPC



Noise Immunity

- Low voltage AFE
- High performance ADC
- SNR > 50dB



Excellent EMC

- ESD
- EMI → Sinusoidal TX
- Touch & FP over 40 patents



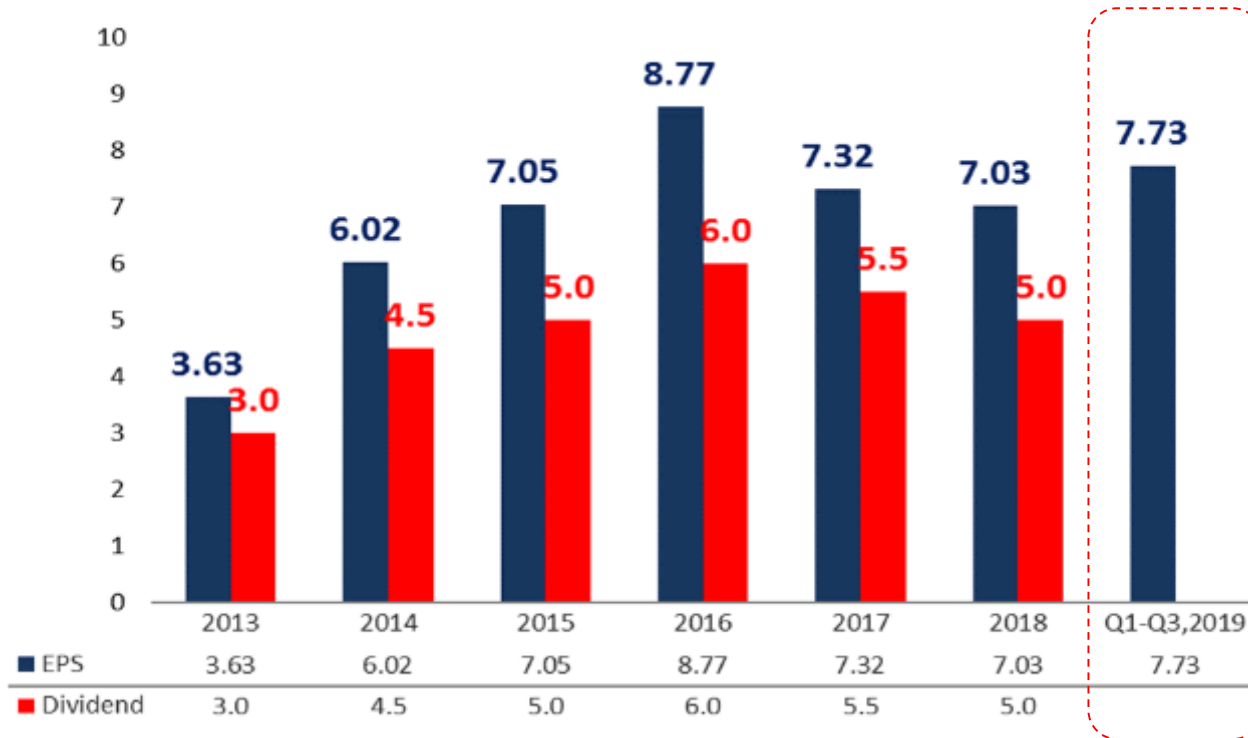
High SNR

- Dynamic frequency hopping
- Dynamic threshold
- Display Sync. function

支援物聯網(IoT)相關元件及方案



EPS & 配息資訊



Year	Q1		Q2		Q3		Q4		Annual			Q1~Q3
	EPS	GM	EPS	GM	EPS	GM	EPS	GM	EPS	GM	Cash dividend	EPS
2019	1.70	33%	2.80	33%	3.22	32%						7.73
2018	1.10	24%	1.82	24%	2.37	33%	1.74	30%	7.03	28%	5.0	
2017	1.38	29%	1.74	26%	2.08	26%	2.12	25%	7.32	27%	5.5	

Thank you

Strategic Marketing Director

Jacky Chou 周德雲

Tel: +886-2-2659 1276 ext 2206

E-mail: jacky_chou@sitronix.com.tw

Investor Relations Officer

Vivian Mao 毛廷方

Tel: +886-2-2659 1276 ext 2395

E-mail: vivian_mao@sitronix.com.tw

Website: <http://www.sitronix.com.tw>

Taipei office:

6F., No. 608, Ruiguang Rd., Neihu Dist., Taipei City 114, Taiwan

台北市內湖區瑞光路608號6樓

Lighting up your life.

Sitronix

合併損益表

Item	Q3 19		Q2 19			Q1 19		2018		Q4 18		Q3 18	
	Results	% of sales	Results	YoY	% of sales	Results	% of sales	Results	% of sales	Results	% of sales	Results	% of sales
Net Sales	4,000,478	-	3,507,731	31%	-	2,561,593	-	10,330,505	-	2,827,130	-	2,746,000	-
Gross Profit	1,280,271	32%	1,145,255	78%	33%	836,742	33%	2,870,026	28%	841,542	30%	888,681	33%
Operating Expense	630,271	16%	575,125	37%	17%	522,355	21%	1,827,512	18%	540,071	19%	513,919	19%
Operating Income	659,662	16%	570,130	153%	16%	314,387	12%	1,042,514	10%	301,471	11%	374,762	14%
Income before Tax	639,490	17%	600,897	134%	17%	338,677	13%	1,121,930	11%	312,329	11%	415,729	15%
Net Income*	386,629	10%	334,950	54%	9%	203,393	8%	840,363	8%	208,169	7%	283,177	10%
EPS	3.22	-	2.80	53%	-	1.70	-	7.03	-	1.73	-	2.37	-

* Listed on the English translation of our financial statements as "Profit (loss), attributable to owners of parent"

Unit: NT\$ thousands (except EPS)
Accounting standard: IFRS

合併資產負債表

Item	2019/9/30	2019/6/30	2019/3/31	2018/12/31	2018/9/30
Total Assets	10,013,046	9,574,510	8,179,523	8,366,511	8,067,564
Current Assets	7,945,341	7,469,564	6,090,712	6,415,599	5,898,420
Cash & Equivalents	2,944,608	2,421,768	1,991,012	2,060,229	1,993,785
AR	1,427,273	1,544,322	1,262,449	1,359,114	1,337,906
Inventory	1,731,420	1,832,545	1,797,371	2,071,021	1,847,433
Total Liability	4,003,106	3,970,689	2,580,779	3,160,839	2,952,456
AP	2,064,045	1,741,286	1,060,942	1,560,675	1,705,977
Shareholder Eqtd.	6,009,940	5,603,821	5,598,744	5,205,672	5,115,108

Unit: NT\$ thousands
Accounting standard: IFRS