

# Investor Conferences 4Q 2019

Sitronix Technology Corp.  
矽創電子股份有限公司  
8016 : TT



***Sitronix***

# 公司簡介

公司名稱	矽創電子股份有限公司
成立日期	1998年7月
資本額	40M USD
董事長暨執行長	毛穎文 Vincent Mao
員工數	402 (集團: 763)
臺灣證券交易所上市	2003年12月 ( 8016 )

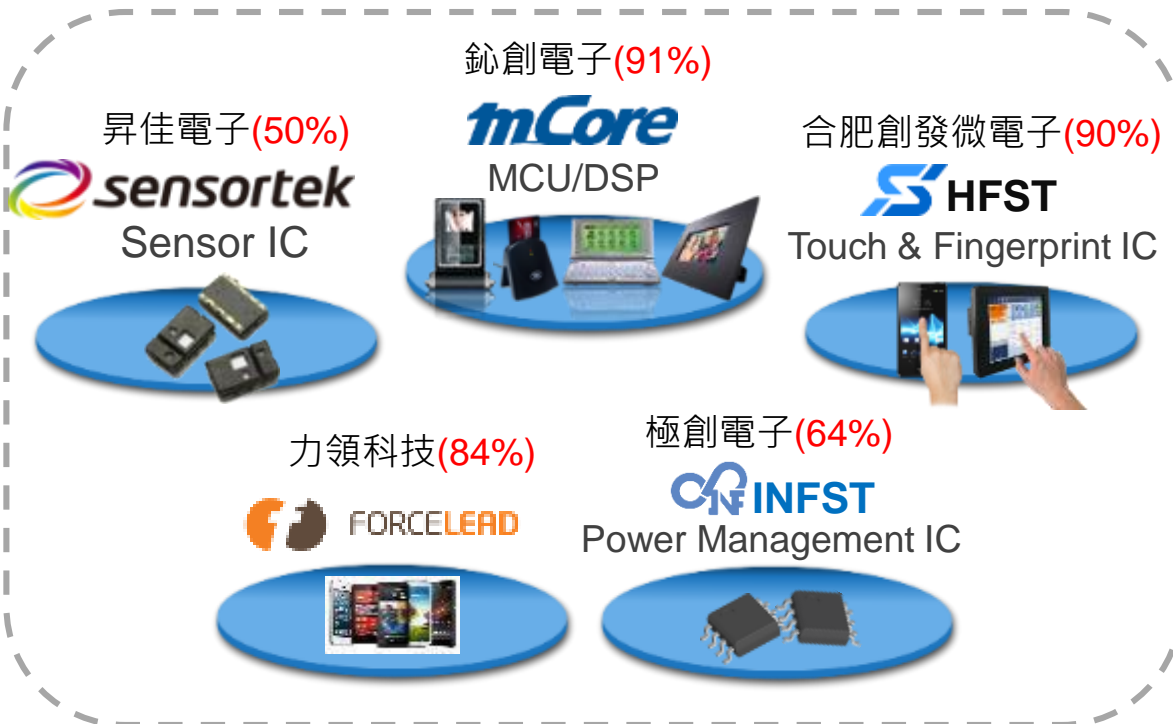


## Consolidated

矽創電子

**Sitronix**

Display Driver IC



Incubator since 2009

# 產品組合

## Mobile Displays

## Industrial & Automotive Displays

## Sensors

## SoC

**Mobile Display Driver IC**  
手機顯示器

**Automotive Display Driver IC**  
車載顯示器

**Industrial Display Driver IC**  
工控顯示器

**System on Chip (SoC) products**  
其他非顯示器 IC

### Subsidiaries



### Subsidiaries

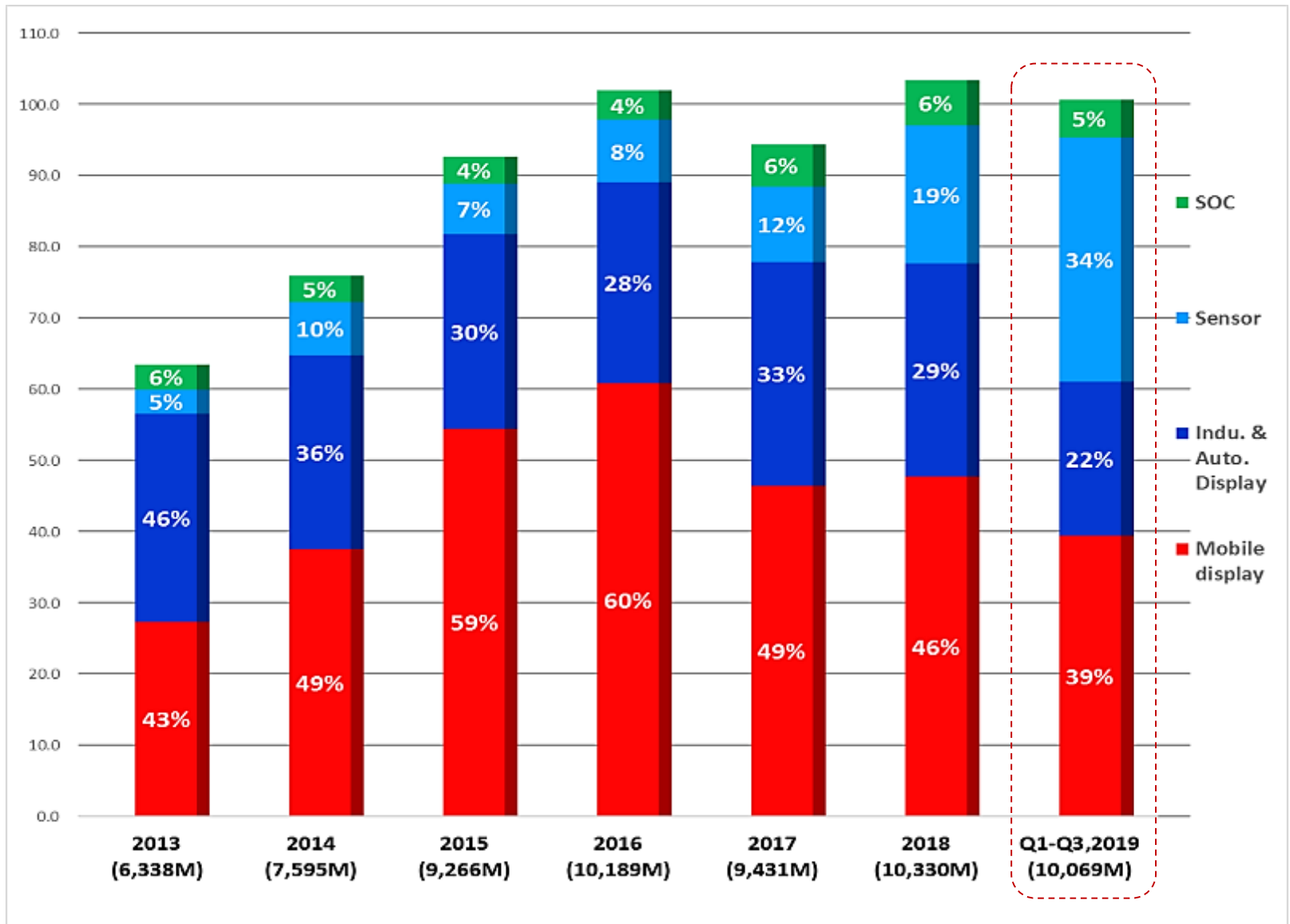


Differentiation

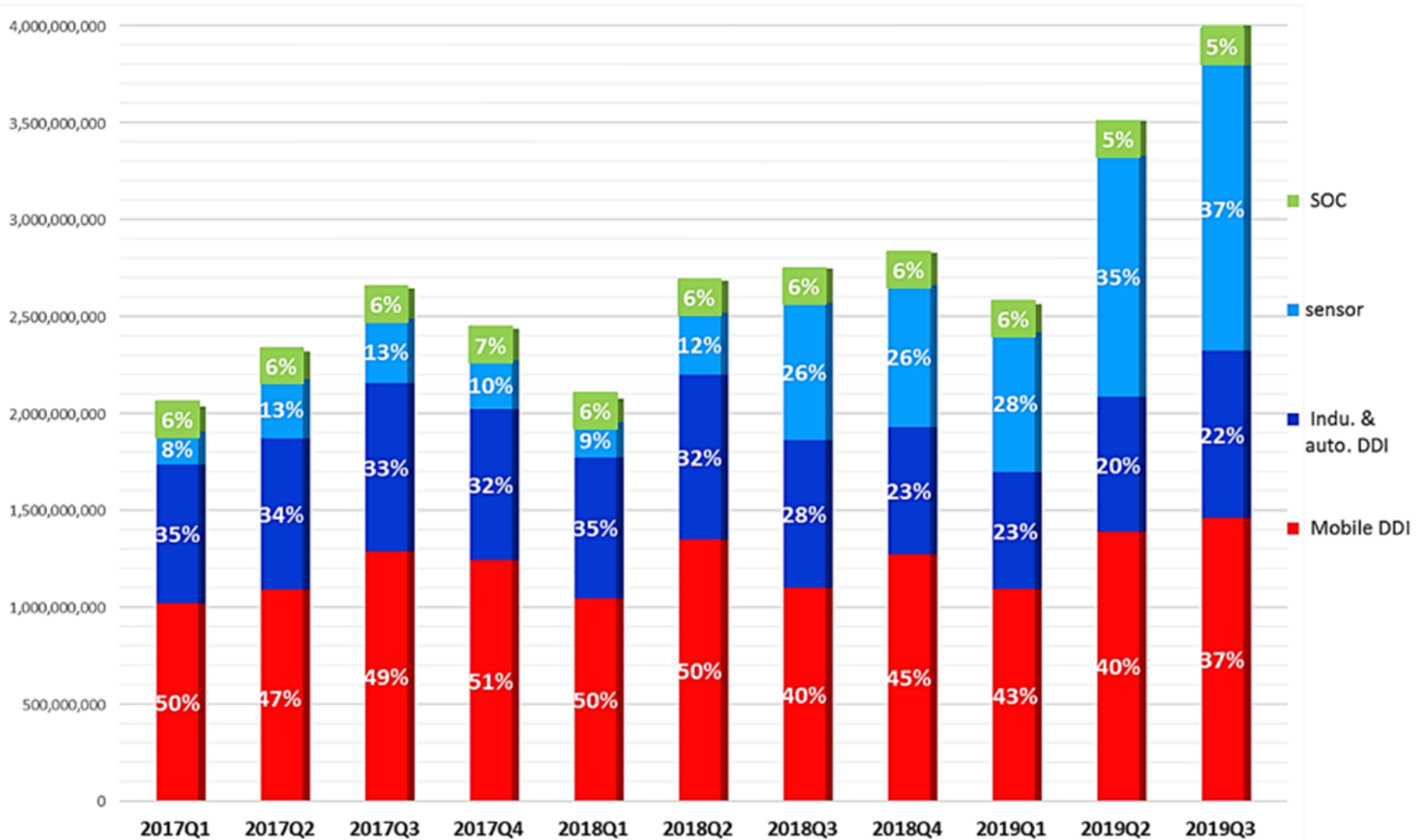
Diversification

Incubator

# 年度合併營收\_依產品別分類



# 季度合併營收\_依產品別分類



Unit: NT\$ thousands



# 合併月營收(MoM/YoY), 2018 - 2019

(K) ntd	2018	Quarterly amount	YoY_Q	2019	YoY_M	Quarterly amount	YoY_Q	MoM
1	781,237	2,074,724	2.0%	920,272	17.8%	2,561,593	23.5%	0.61%
2	462,190			657,782	42.3%			-28.52%
3	831,297			983,539	18.3%			49.52%
4	860,299	2,682,651	15.7%	1,104,244	28.4%	3,507,731	30.8%	12.27%
5	901,245			1,200,808	33.2%			8.74%
6	921,107			1,202,679	30.6%			0.16%
7	922,769	2,746,000	3.9%	1,275,772	38.3%	4,000,478	45.7%	6.08%
8	901,386			1,335,334	48.1%			4.67%
9	921,845			1,389,372	50.7%			4.05%
10	940,776	2,827,130	16.1%	1,316,438	39.9%			-5.25%
11	971,631							
12	914,723							
Total	10,330,505			11,386,240				
1H	4,757,375			6,069,324	27.6%			
1-10	8,444,151			11,386,240	34.8%			

Unit: NT\$ thousands  
Accounting standard: IFRS

# 手機顯示器驅動 ICs

## Small-sized DDIC - ZeroCap

2017/18: ~ 500M pcs



## Smartphone DDIC

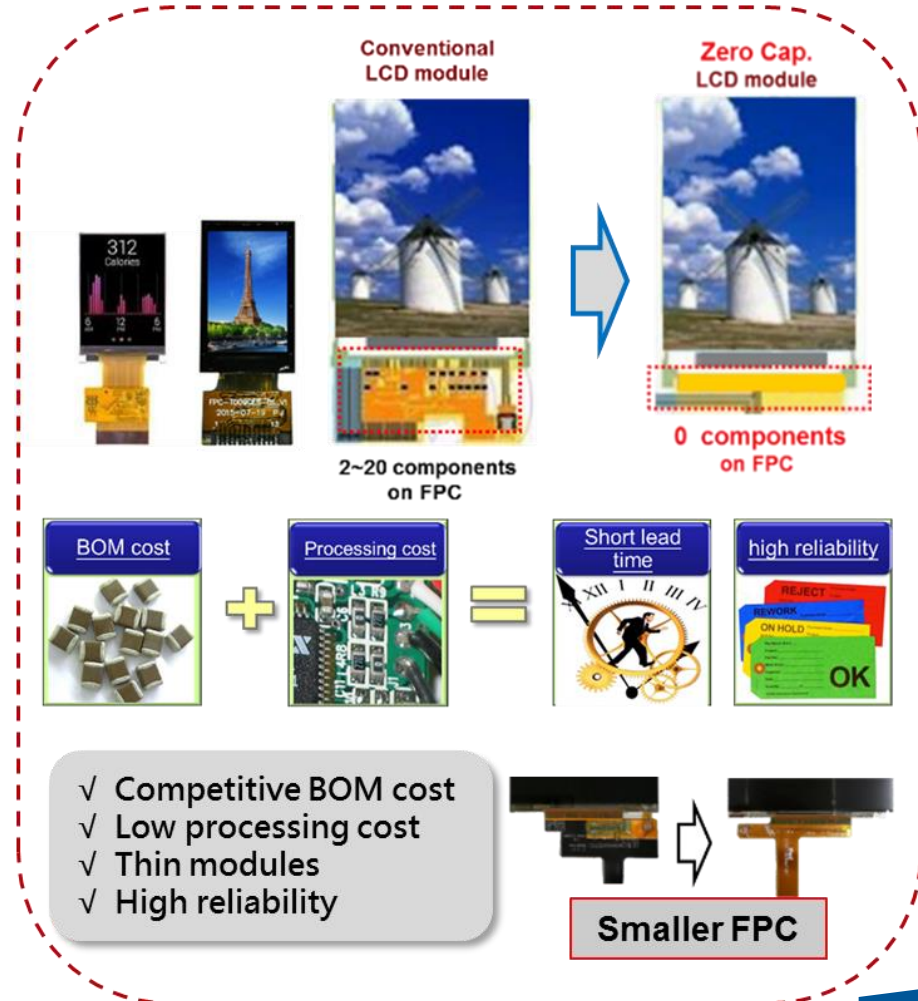
WVGA 800x480 (Q4 15 MP) - Zero Cap.  
 HD720 1280x720 (Q4 17 MP) - Zero Cap.  
 FHD 1920x1080 (Q1 19 MP) - Zero Cap.

2017: > 90M  
 2018: > 130M pcs



## Differentiation

Sitronix's Patents



# 車載顯示器驅動 ICs

Diversification

< 6 inch displays

7 - 9 inch displays

**Instrument Cluster Display**

Analog  
 No Display

Hybrid (Analog + Digital)  
 Motors

Full Digital  
 Virtual Cockpit





**Automobile Monitors**





Multi-Function CSD




Rearview Mirror Display




Twin CSDs Display Audio + Navigation

Dual Headrest

- Segment TN
- Character TN
- Graphic STN
- Mono TFT
- Color TFT



- a. 新車趨勢 → 顯示器數增多
- b. 大尺寸顯示器案增多 → DDI 顆粒數增加 ( Source & Gate 分離 )



# 工控類顯示器驅動 ICs

## Diversification

TN / STN / mono TFT / color TFT



**Ultra Low Power a-TFT Driver for new applications :**  
 - IoT / Wearable devices / E-payment ...

**Wearable Devices**

**Wearable Products**

# 光學感測晶片 Optic Sensor

## Ambient Light Sensors

→ screen brightness control  
環境光感測器 → 調節螢幕亮度

## Proximity Sensors

→ turn off display (Anti-touch)  
近接感測器 → 關屏(防誤觸)



### Optic sensor shipment

2017 : >200M  
2018 : >340M  
1H 2019 : >250M

- G1. PS (w/T) + ALS ( visible sensor hole solution)
- G2. PS (w/T) + ALS ( invisible sensor hole solution )  
Under display type (屏下方案) → AMOLED display  
Slit type (狹縫方案) → TFT display with backlight
- G3. PS + RGB sensing (精準色溫偵測)

## Smartphone display evolution :

### 16:9 aspect ratio

G1. PS (w/T) + ALS ( visible sensor hole )



### Bezel-less screen

G2. PS (w/T) + ALS ( invisible sensor hole )  
Under display type → AMOLED display  
Slit type → TFT display (with backlight)



# ALS / PS

● 水滴屏 (Teardrop-shaped)

● 全面屏 (Bezel-less screen)

狹縫 ALS/PS

狹縫 PS / 屏下 ALS

前攝旁 ALS/PS



屏下 ALS/PS

狹縫 PS / 屏下 ALS




# 微機電感測晶片 MEMS sensor

## G sensor shipment

2017 : >25M

2018 : >30M


1H\_2019 : >20M



## Accelerometers (G-sensor)

→ Rotates detection

加速度感測器 → 屏幕旋轉偵測



✓ G-sensor for Smartphone market

✓ Low power G-sensor for wearable & IoT devices

## Smartphone application :



屏幕旋轉  
Screen rotation



自動靜音  
Automatic mute



遊戲  
Game control



手勢偵測  
Gesture detection



接聽輔助  
Answering aid





# SOC



## 合肥创发微电子 (HFST)

Established - 2018/03/22  
Opening - 2018/09/18

### Touch controller & FPIC



公司名称	合肥创发电子有限公司
成立日期	2018.03
董事长	陈儒宏
总经理	赵建源
地址	安徽省合肥市高新区创新大道2800号 创新产业园二期J2区A栋19层
网址	www.hf-st.com.cn

# Incubator

- Automotive
- Industrial
- Wearable
- Consumer



### Zero capacity

- DC LDO
- No external parts
- Smallest FPC



### Excellent EMC

- ESD
- EMI → Sinusoidal TX
- Touch & FP over 40 patents



### Noise Immunity

- Low voltage AFE
- High performance ADC
- SNR > 50dB

### High SNR

- Dynamic frequency hopping
- Dynamic threshold
- Display Sync. function

### Consumer



### Wearable



### Industrial



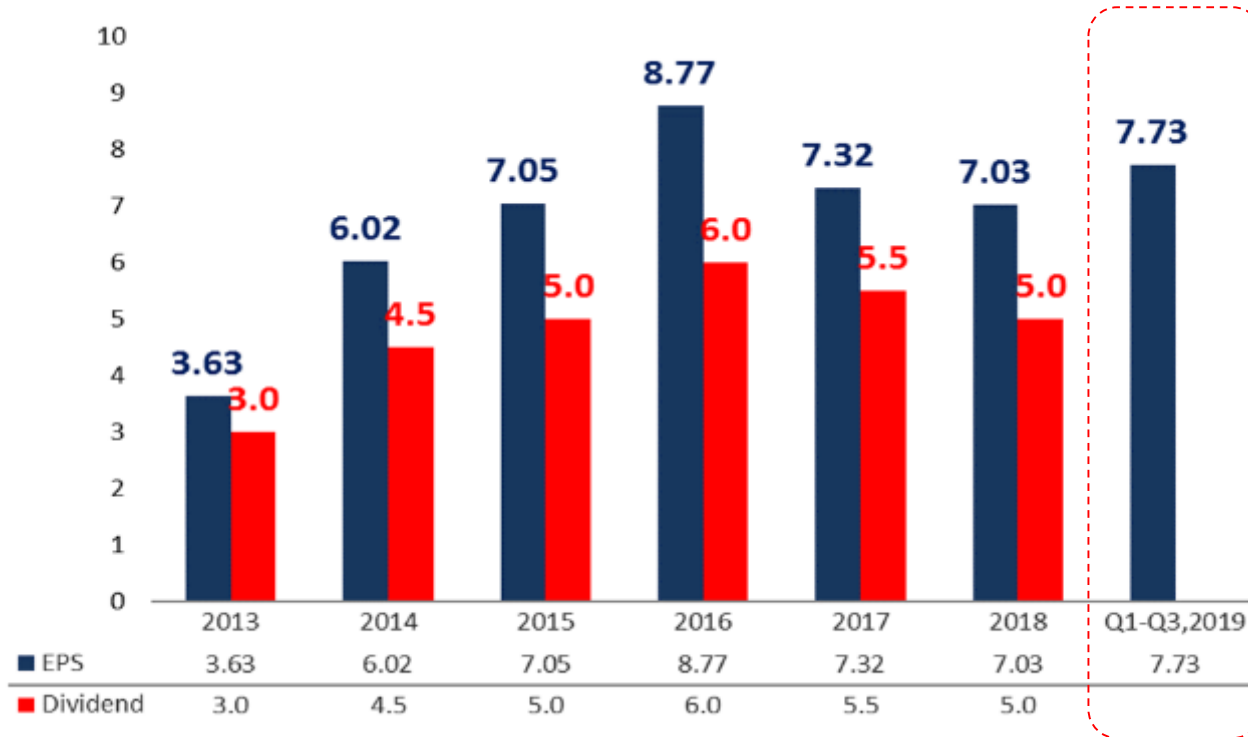
### Automotive



# 支援物聯網(IoT)相關元件及方案



# EPS & 配息資訊



Year	Q1		Q2		Q3		Q4		Annual			Q1~Q3
	EPS	GM	EPS	GM	EPS	GM	EPS	GM	EPS	GM	Cash dividend	EPS
2019	1.70	33%	2.80	33%	3.22	32%						7.73
2018	1.10	24%	1.82	24%	2.37	33%	1.74	30%	7.03	28%	5.0	
2017	1.38	29%	1.74	26%	2.08	26%	2.12	25%	7.32	27%	5.5	

## Strategic Marketing Director

Jacky Chou 周德雲

Tel: +886-2-2659 1276 ext 2206

E-mail: jacky\_chou@sitronix.com.tw

## Investor Relations Officer

Vivian Mao 毛廷方

Tel: +886-2-2659 1276 ext 2395

E-mail: vivian\_mao@sitronix.com.tw

Website: <http://www.sitronix.com.tw>

Taipei office:

6F., No. 608, Ruiguang Rd., Neihu Dist., Taipei City 114, Taiwan

台北市內湖區瑞光路608號6樓

# Thank you



*Lighting up your life.*

**Sitronix**



# 合併損益表

Item	Q3 19		Q2 19			Q1 19		2018		Q4 18		Q3 18	
	Results	% of sales	Results	YoY	% of sales	Results	% of sales	Results	% of sales	Results	% of sales	Results	% of sales
Net Sales	4,000,478	-	3,507,731	31%	-	2,561,593	-	10,330,505	-	2,827,130	-	2,746,000	-
Gross Profit	1,280,271	32%	1,145,255	78%	33%	836,742	33%	2,870,026	28%	841,542	30%	888,681	33%
Operating Expense	630,271	16%	575,125	37%	17%	522,355	21%	1,827,512	18%	540,071	19%	513,919	19%
Operating Income	659,662	16%	570,130	153%	16%	314,387	12%	1,042,514	10%	301,471	11%	374,762	14%
Income before Tax	639,490	17%	600,897	134%	17%	338,677	13%	1,121,930	11%	312,329	11%	415,729	15%
Net Income*	386,629	10%	334,950	54%	9%	203,393	8%	840,363	8%	208,169	7%	283,177	10%
EPS	3.22	-	2.80	53%	-	1.70	-	7.03	-	1.73	-	2.37	-

\* Listed on the English translation of our financial statements as "Profit (loss), attributable to owners of parent"

Unit: NT\$ thousands (except EPS)  
Accounting standard: IFRS

# 合併資產負債表

Item	2019/9/30	2019/6/30	2019/3/31	2018/12/31	2018/9/30
Total Assets	10,013,046	9,574,510	8,179,523	8,366,511	8,067,564
Current Assets	7,945,341	7,469,564	6,090,712	6,415,599	5,898,420
Cash & Equivalents	2,944,608	2,421,768	1,991,012	2,060,229	1,993,785
AR	1,427,273	1,544,322	1,262,449	1,359,114	1,337,906
Inventory	1,731,420	1,832,545	1,797,371	2,071,021	1,847,433
Total Liability	4,003,106	3,970,689	2,580,779	3,160,839	2,952,456
AP	2,064,045	1,741,286	1,060,942	1,560,675	1,705,977
Shareholder Eq.	6,009,940	5,603,821	5,598,744	5,205,672	5,115,108

Unit: NT\$ thousands  
Accounting standard: IFRS