

投資人會議簡報

Q3 2019

Sitronix Technology Corp.
矽創電子股份有限公司
8016 : TT



Sitronix

公司簡介

公司名稱	矽創電子股份有限公司
成立日期	1998年7月
資本額	40M USD
董事長暨執行長	毛穎文 Vincent Mao
員工數	402 (集團: 763)
總公司	新竹
辦事處	臺北 / 深圳 / 上海 / 合肥
臺灣證券交易所上市	2003年12月 (8016)



Sitronix

Display Driver IC  FORCELEAD (76%)



產品組合

Mobile Displays

Mobile Display Driver IC
手機顯示器

Industrial & Automotive Displays

Automotive Display Driver IC
車載顯示器

Industrial Display Driver IC
工控顯示器

Sensors & SoC

System on Chip (SoC) products
其他非顯示器 IC



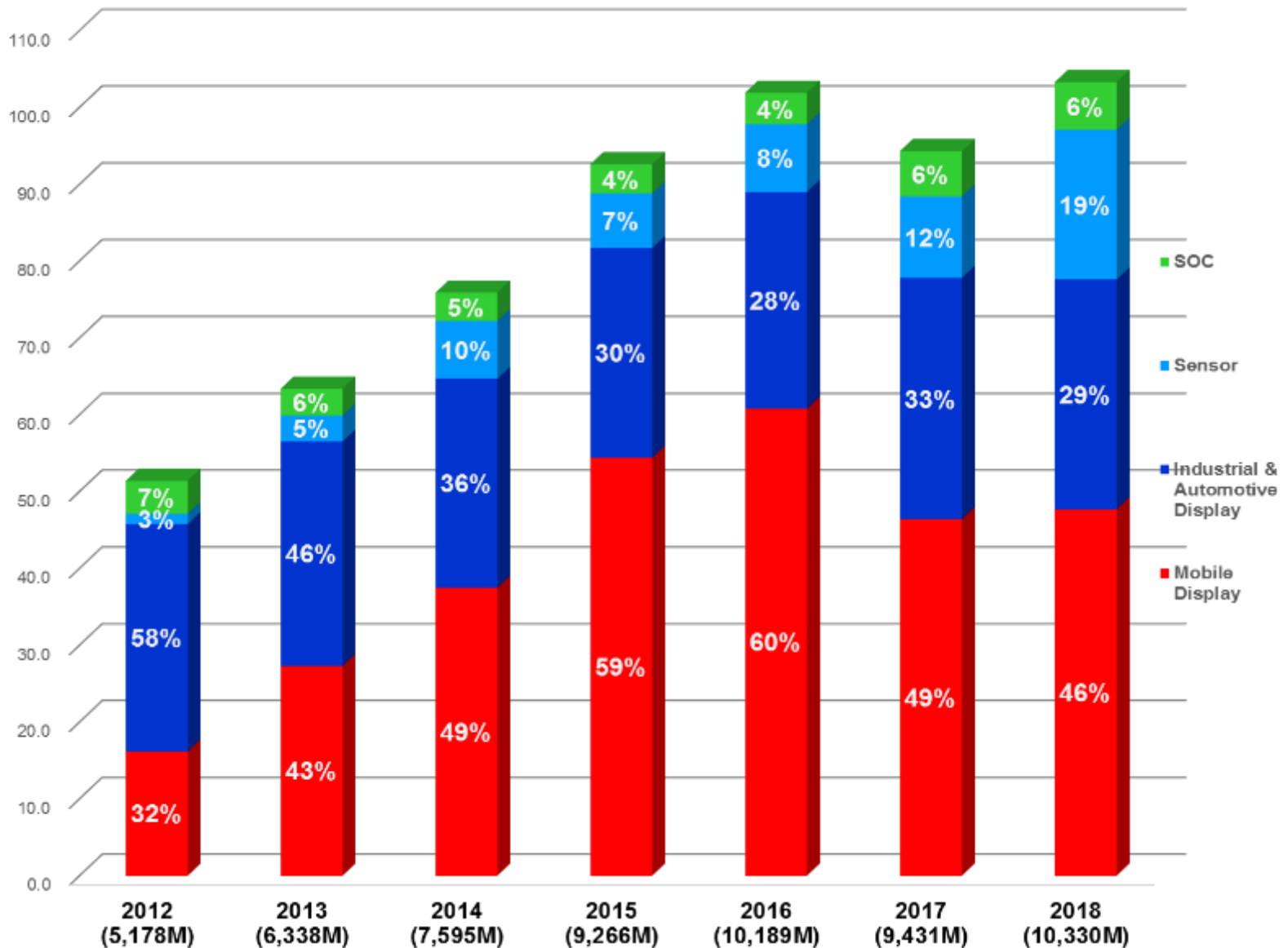
Subsidiary



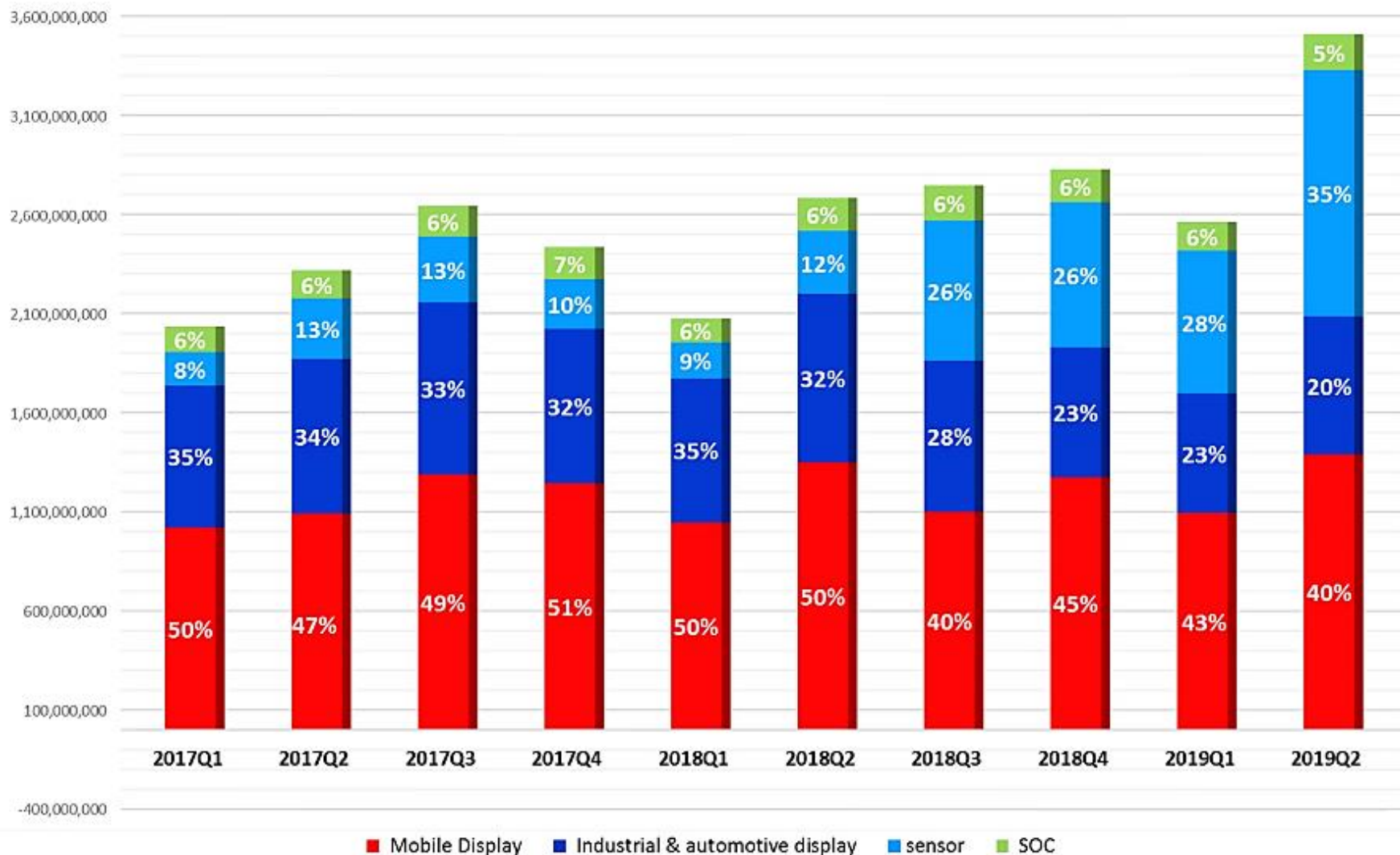
Subsidiaries



年營收依產品組合



產品組合



營收

(K) ntd	2017	YoY	Quarter	YoY_Q	2018	YoY	Quarter	YoY_Q	2019	YoY	Quarter	YoY_Q
1	600,199	-32.0%	2,034,300	-11.3%	781,237	30.2%	2,074,724	2.0%	920,272	17.8%	2,561,593	23.5%
2	622,643	12.9%			462,190	-25.8%			657,782	42.3%		
3	811,458	-5.7%			831,297	2.4%			983,539	18.3%		
4	750,792	-9.6%	2,318,317	-3.3%	860,299	14.6%	2,682,651	15.7%	1,104,244	28.4%	3,507,731	30.8%
5	710,736	-10.2%			901,245	26.8%			1,200,808	33.2%		
6	856,789	10.4%			921,107	7.5%			1,202,679	30.6%		
7	881,044	8.6%	2,643,141	-8.1%	922,769	4.7%	2,746,000	3.9%	1,275,772	38.3%		
8	891,613	-9.2%			901,386	1.1%						
9	870,484	-19.6%			921,845	5.9%						
10	781,637	-20.4%	2,435,304	-7.2%	940,776	20.4%	2,827,130	16.1%				
11	813,378	-8.7%			971,631	19.5%						
12	840,289	11.9%			914,723	8.9%						
Total	9,431,062	-7.4%			10,330,505	9.5%			7,345,096			

Unit: NT\$ thousands
Accounting standard: IFRS

手機顯示驅動IC

Small-sized DDIC

2018: > 490M



4G kids' watches



Fitness trackers



Sports Cams Pocket Cams



Smartphone DDIC

WVGA 800x480 (Q4 15 MP) - Zero Cap.
HD720 1280x720 (Q4 17 MP) - Zero Cap.
FHD 1920x1080 (Q1 19 MP) - Zero Cap.

2017: > 90M

2018: > 130M



Smart speakers



Payment terminals




車載顯示驅動IC

< 6 inch displays

7 - 9 inch displays

Instrument Cluster Display

Analog



No Display

Hybrid (Analog + Digital)



Meters

Full Digital



Virtual
Cockpit



Automobile Monitors



Multi-Function CSD



Display Audio



Climate Control



Twin CSDs
Display Audio
+
Navigation



Rearview Mirror Display



Overhead Monitor



Dual Headrest

Segment TN

Character TN

Graphic STN

Mono TFT

Color TFT



工控顯示驅動IC

- Industrial Display Driver ICs
- Multimedia Display Driver ICs

TN / STN / mono TFT / color TFT



光感測器

2017 : >200M
2018 : >340M

Ambient Light Sensors
環境光感測器 調節螢幕亮度

Proximity Sensors
近接感測器 關屏防誤觸

Smartphone applications

- a. AMOLED displays 屏下距離感測方案
- b. LTPS TFT displays 狹縫距離感測方案

16:9



Bezeless



加速度感測器

Accelerometers

加速度感測器 螢幕旋轉偵測

2017: >25M
2018: >30M

- ✓ G-sensors for smartphones
- ✓ Low power G-sensors for wearable & IoT devices



Smartphones



Wearables




SOC

Touch Controllers

HFST - 合肥创发微电子

Established 03/22/2018
Opening 09/18/2018



Touch controller & FP IC



Industrial



Automotive



Smartphone



FAE
在地化



24*7
待命小組



技術討論

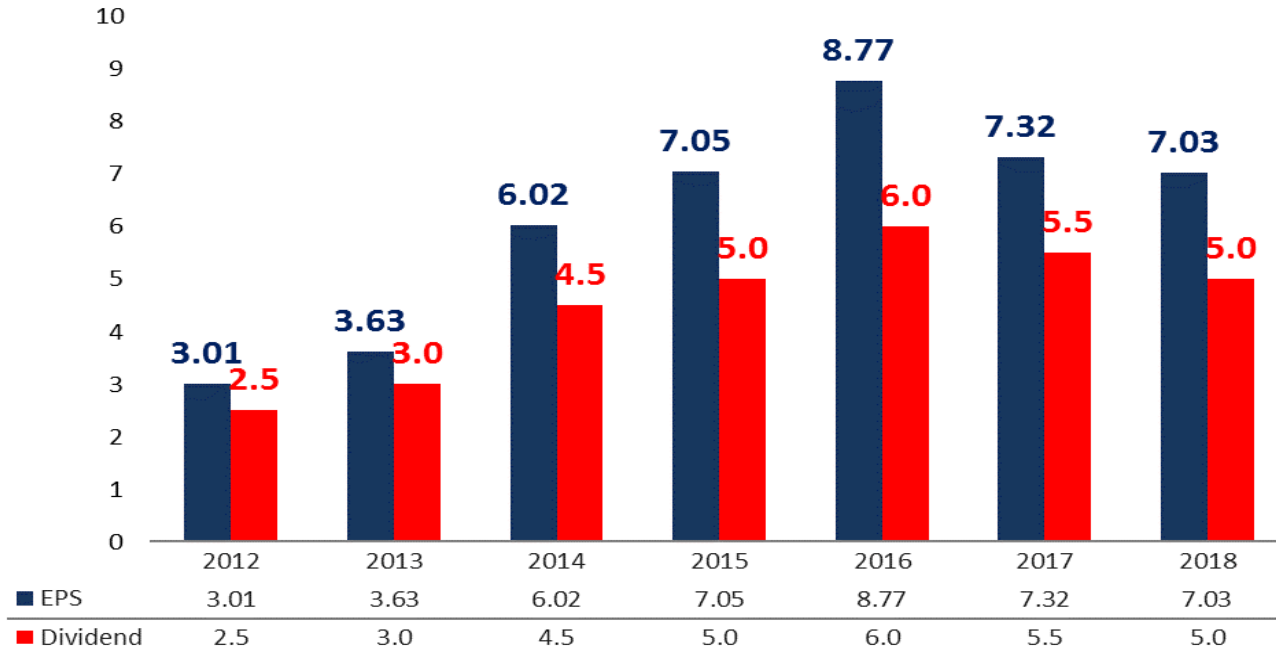


專案回報機
制



市場訊息
技術交流

EPS & 配息



Year	Q1		Q2		Q3		Q4		Annual		
	EPS	GM	EPS	GM	EPS	GM	EPS	GM	EPS	GM	Cash dividend
2019	1.70	33%	2.80	33%							
2018	1.10	24%	1.82	24%	2.37	33%	1.74	30%	7.03	28%	5.0
2017	1.38	29%	1.74	26%	2.08	26%	2.12	25%	7.32	27%	5.5
2016	1.97	30%	1.87	27%	2.52	27%	2.41	28%	8.77	28%	6.0
2015	1.65	29%	1.33	25%	1.97	26%	2.10	27%	7.05	27%	5.0

合併損益表

Item	Q2 19		Q1 19		Q1-Q4 18		Q4 18		Q3 18		Q2 18		Q1 18	
	Results	% of sales	Results	% of sales	Results	% of sales	Results	% of sales	Results	% of sales	Results	% of sales	Results	% of sales
Net Sales	3,507,731	-	2,561,593	-	10,330,505	-	2,827,130	-	2,746,000	-	2,682,651	-	2,074,724	-
Gross Profit	1,145,255	33%	836,742	33%	2,870,026	28%	841,542	30%	888,681	33%	644,536	24%	495,267	24%
Operating Expense	575,125	17%	522,355	21%	1,827,512	18%	540,071	19%	513,919	19%	419,292	15%	354,230	17%
Operating Income	570,130	16%	314,387	12%	1,042,514	10%	301,471	11%	374,762	14%	225,244	9%	141,037	7%
Income before Tax	600,897	17%	338,677	13%	1,121,930	11%	312,329	11%	415,729	15%	257,251	10%	136,621	7%
Net Income*	334,950	9%	203,393	8%	840,363	8%	208,169	7%	283,177	10%	218,207	8%	130,810	6%
EPS	2.80	-	1.70	-	7.03	-	1.73	-	2.37	-	1.83	-	1.10	-

* Listed on the English translation of our financial statements as "Profit (loss), attributable to owners of parent"

Unit: NT\$ thousands (except EPS)
Accounting standard: IFRS

合併資產負債表

Item	2019/6/30	2019/3/31	2018/12/31	2018/9/30	2018/6/30
Total Assets	9,574,510	8,179,523	8,366,511	8,067,564	8,033,661
Current Assets	7,469,564	6,090,712	6,415,599	5,898,420	5,944,339
Cash & Equivalents	2,421,768	1,991,012	2,060,229	1,993,785	2,405,012
AR	1,544,322	1,262,449	1,359,114	1,337,906	1,282,062
Inventory	1,832,545	1,797,371	2,071,021	1,847,433	1,383,334
Total Liability	3,970,689	2,580,779	3,160,839	2,952,456	3,336,640
AP	1,741,286	1,060,942	1,560,675	1,705,977	1,451,449
Shareholder Eq.	5,603,821	5,598,744	5,205,672	5,115,108	4,697,021

Unit: NT\$ thousands
Accounting standard: IFRS

我們樂意為您服務

Spokesman

Jacky Chou 周德雲
886-2-2659-1276 ext 2206
jacky_chou@sitronix.com.tw

Investor Relations Officer

Vivian Mao 毛廷方
886-2-2659-1276 ext 2395
vivian_mao@sitronix.com.tw

Website: <http://www.sitronix.com.tw>

Taipei office: 6F., No. 608, Ruiguang Rd., Neihu Dist., Taipei City 114, Taiwan
台北市內湖區瑞光路608號6樓