

# Investor Conferences

## Q3 2019

Sitronix Technology Corp.  
矽創電子股份有限公司  
8016 : TT



***Sitronix***

# About Sitronix

Company Name	Sitronix Technology Corp.
Established	July 9, 1998
Capitalization	USD 40 million
Chairman and CEO	Vincent Mao
Employees	Parent: 402    Group: 763
Headquarters	Hsinchu, Taiwan
Sales Offices	Taipei, Shenzhen, Shanghai , HeFei
IPO Listing	December 25, 2003



Display Driver IC



MCU/DSP (91%)



Touch controller (84%)  
Fingerprint IC



Power Management IC (64%)



Sensor IC (50.4%)



# Product Portfolio

## Mobile Displays

Mobile Display Driver IC  
手機顯示器

## Industrial & Automotive Displays

Automotive Display Driver IC  
車載顯示器

Industrial Display Driver IC  
工控顯示器

## Sensors & SoC

System on Chip (SoC) products  
其他非顯示器 IC



Subsidiary

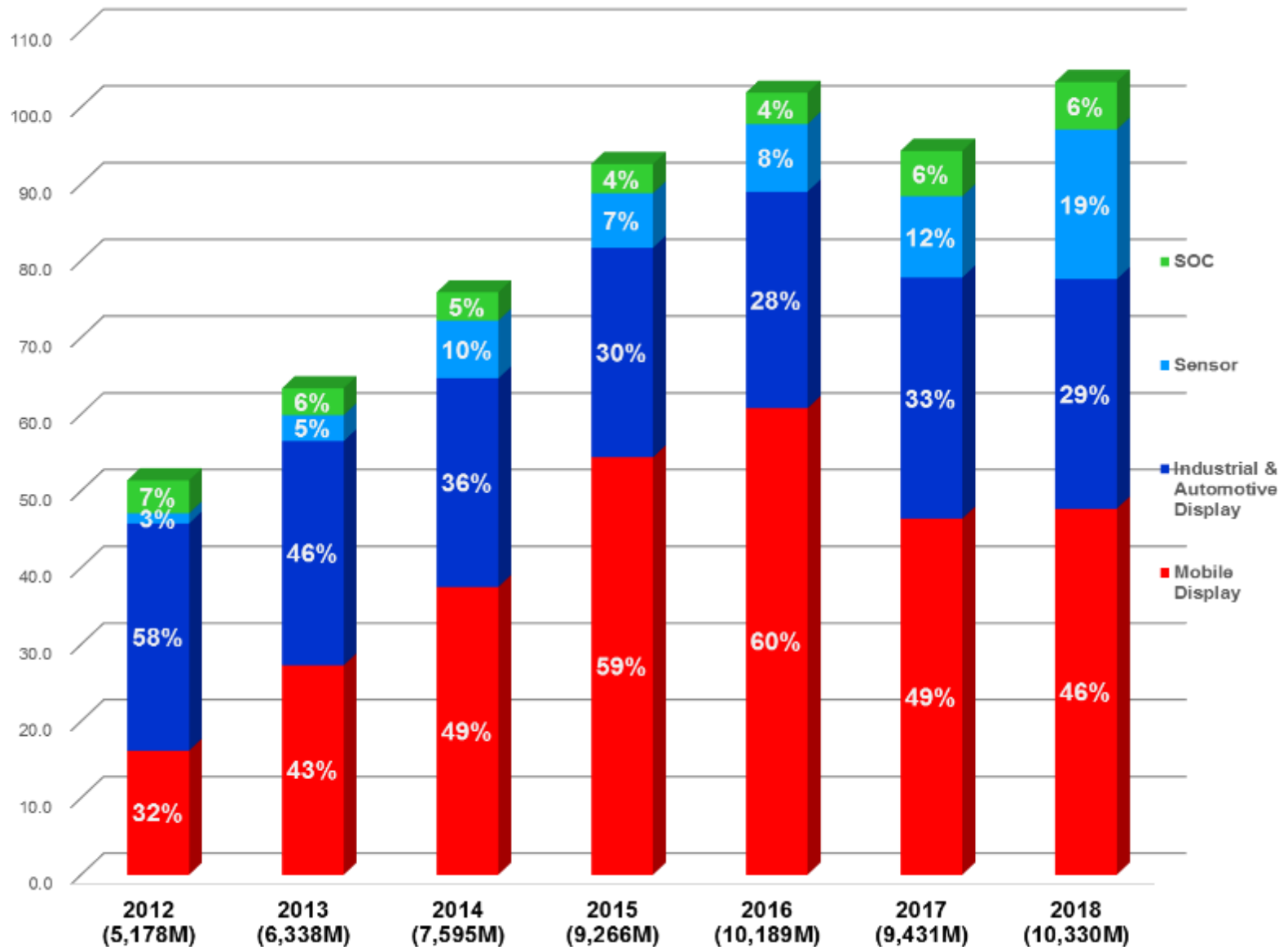


Subsidiaries

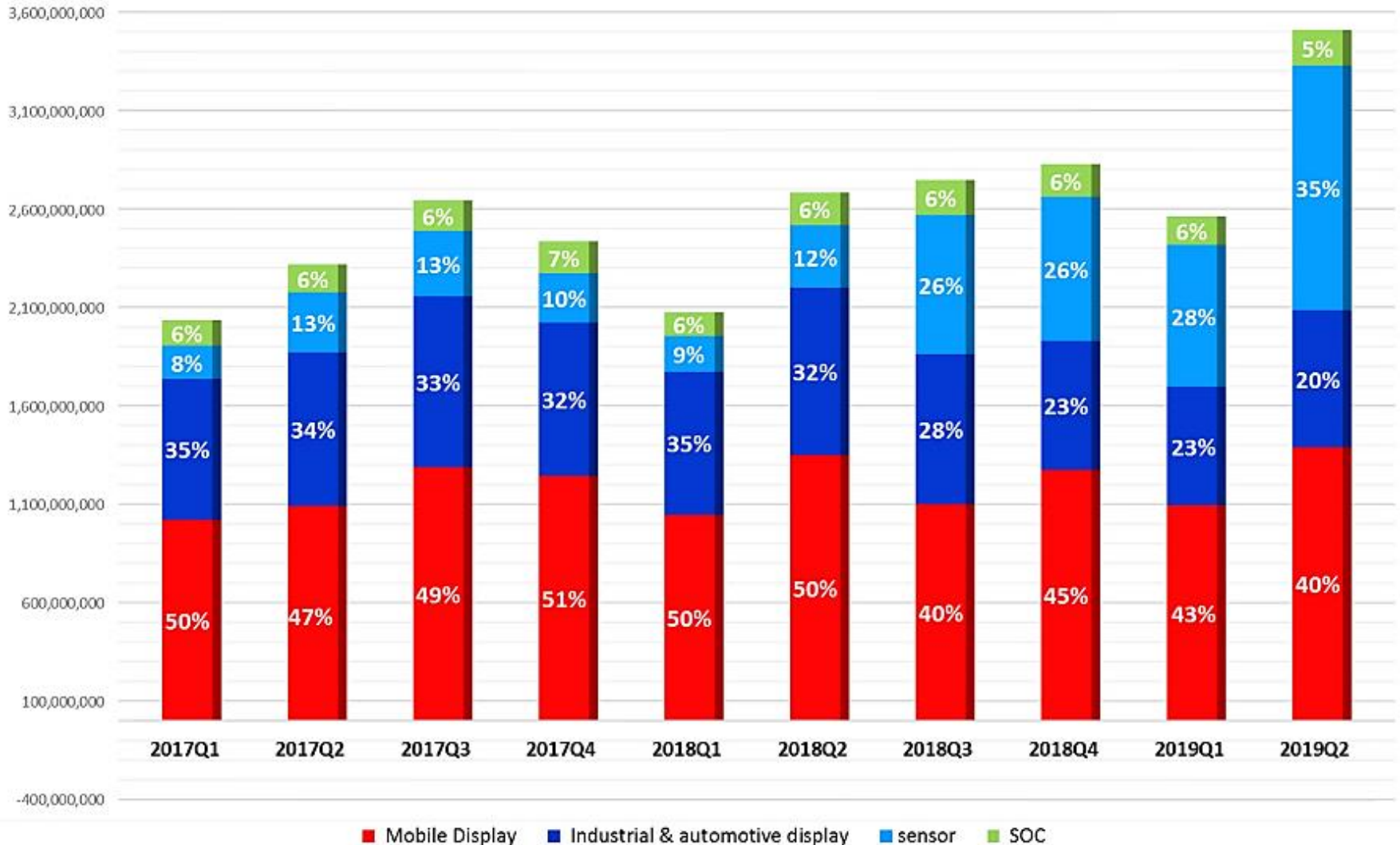


Sitronix

# Product Mix



# Product Mix



# Revenue

(K) ntd	2017	YoY	Quarter	YoY_Q	2018	YoY	Quarter	YoY_Q	2019	YoY	Quarter	YoY_Q
1	600,199	-32.0%	2,034,300	-11.3%	781,237	30.2%	2,074,724	2.0%	920,272	17.8%	2,561,593	23.5%
2	622,643	12.9%			462,190	-25.8%			657,782	42.3%		
3	811,458	-5.7%			831,297	2.4%			983,539	18.3%		
4	750,792	-9.6%	2,318,317	-3.3%	860,299	14.6%	2,682,651	15.7%	1,104,244	28.4%	3,507,731	30.8%
5	710,736	-10.2%			901,245	26.8%			1,200,808	33.2%		
6	856,789	10.4%			921,107	7.5%			1,202,679	30.6%		
7	881,044	8.6%	2,643,141	-8.1%	922,769	4.7%	2,746,000	3.9%	1,275,772	38.3%		
8	891,613	-9.2%			901,386	1.1%						
9	870,484	-19.6%			921,845	5.9%						
10	781,637	-20.4%	2,435,304	-7.2%	940,776	20.4%	2,827,130	16.1%				
11	813,378	-8.7%			971,631	19.5%						
12	840,289	11.9%			914,723	8.9%						
Total	9,431,062	-7.4%			10,330,505	9.5%			7,345,096			

Unit: NT\$ thousands  
Accounting standard: IFRS

# Mobile Display Driver ICs

## Small-sized DDIC

2018: > 490M



## 4G kids' watches



## Sports Cams Pocket Cams



## Fitness trackers



## Smartphone DDIC

WVGA 800x480 (Q4 15 MP) - Zero Cap.  
HD720 1280x720 (Q4 17 MP) - Zero Cap.  
FHD 1920x1080 (Q1 19 MP) - Zero Cap.

2017: > 90M  
2018: > 130M



## Smart speakers



## Payment terminals




# Automotive Display Driver ICs

< 6 inch displays

7 - 9 inch displays

## Instrument Cluster Display

Analog



No Display

Hybrid (Analog + Digital)



Meters

Full Digital



Virtual  
Cockpit



## Automobile Monitors



Multi-Function CSD



Display Audio



Climate Control



Twin CSDs  
Display Audio  
+  
Navigation



Rearview Mirror Display



Overhead Monitor



Dual Headrest

Segment TN

Character TN

Graphic STN

Mono TFT

Color TFT





# Industrial Display Driver ICs

- Industrial Display Driver ICs
- Multimedia Display Driver ICs

TN / STN / mono TFT / color TFT



# Light Sensors

2017 : >200M  
2018 : >340M

**Ambient Light Sensors**  
環境光感測器 調節螢幕亮度

**Proximity Sensors**  
近接感測器 關屏防誤觸

## Smartphone applications

- a. AMOLED displays 屏下距離感測方案
- b. LTPS TFT displays 狹縫距離感測方案

16:9



Bezeless



# MEMS Sensors

## Accelerometers

加速度感測器 屏幕旋轉偵測

2017: >25M  
2018: >30M

- ✓ G-sensors for smartphones
- ✓ Low power G-sensors for wearable & IoT devices



Smartphones



Wearables




SOC

# Touch Controllers

HFST - 合肥创发微电子

Established 03/22/2018  
Opening 09/18/2018



Touch controller  
& FP IC



Industrial



Source: 各廠商 - 汽車產業研究報告 - 2014/04

Automotive



Smartphone



FAE  
在地化



24\*7  
待命小組



技術討論

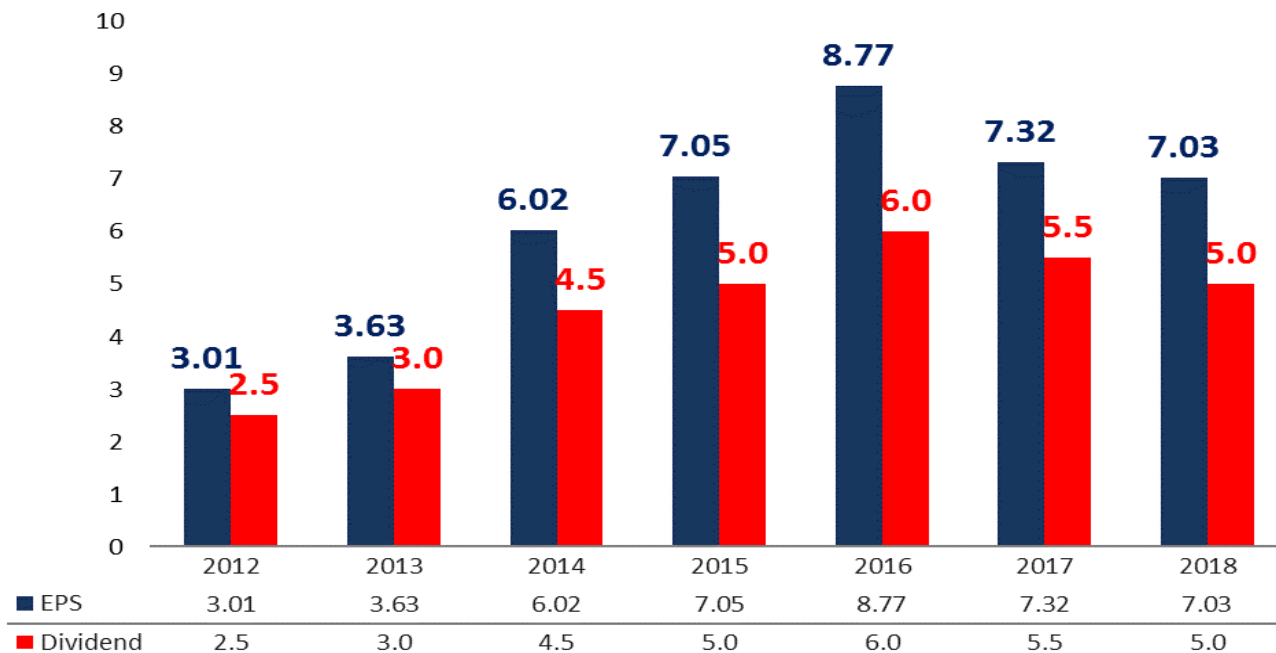


專案回報機  
制



市場訊息  
技術交流

# EPS & Dividends



Year	Q1		Q2		Q3		Q4		Annual		
	EPS	GM	EPS	GM	EPS	GM	EPS	GM	EPS	GM	Cash dividend
2019	1.70	33%	2.80	33%							
2018	1.10	24%	1.82	24%	2.37	33%	1.74	30%	7.03	28%	5.0
2017	1.38	29%	1.74	26%	2.08	26%	2.12	25%	7.32	27%	5.5
2016	1.97	30%	1.87	27%	2.52	27%	2.41	28%	8.77	28%	6.0
2015	1.65	29%	1.33	25%	1.97	26%	2.10	27%	7.05	27%	5.0

# Consolidated Income Statement

Item	Q2 19		Q1 19		Q1-Q4 18		Q4 18		Q3 18		Q2 18		Q1 18	
	Results	% of sales	Results	% of sales	Results	% of sales	Results	% of sales	Results	% of sales	Results	% of sales	Results	% of sales
Net Sales	3,507,731	-	2,561,593	-	10,330,505	-	2,827,130	-	2,746,000	-	2,682,651	-	2,074,724	-
Gross Profit	1,145,255	33%	836,742	33%	2,870,026	28%	841,542	30%	888,681	33%	644,536	24%	495,267	24%
Operating Expense	575,125	17%	522,355	21%	1,827,512	18%	540,071	19%	513,919	19%	419,292	15%	354,230	17%
Operating Income	570,130	16%	314,387	12%	1,042,514	10%	301,471	11%	374,762	14%	225,244	9%	141,037	7%
Income before Tax	600,897	17%	338,677	13%	1,121,930	11%	312,329	11%	415,729	15%	257,251	10%	136,621	7%
Net Income*	334,950	9%	203,393	8%	840,363	8%	208,169	7%	283,177	10%	218,207	8%	130,810	6%
EPS	2.80	-	1.70	-	7.03	-	1.73	-	2.37	-	1.83	-	1.10	-

\* Listed on the English translation of our financial statements as "Profit (loss), attributable to owners of parent"

Unit: NT\$ thousands (except EPS)  
Accounting standard: IFRS

# Consolidated Balance Sheet

Item	2019/6/30	2019/3/31	2018/12/31	2018/9/30	2018/6/30
Total Assets	9,574,510	8,179,523	8,366,511	8,067,564	8,033,661
Current Assets	7,469,564	6,090,712	6,415,599	5,898,420	5,944,339
Cash & Equivalents	2,421,768	1,991,012	2,060,229	1,993,785	2,405,012
AR	1,544,322	1,262,449	1,359,114	1,337,906	1,282,062
Inventory	1,832,545	1,797,371	2,071,021	1,847,433	1,383,334
Total Liability	3,970,689	2,580,779	3,160,839	2,952,456	3,336,640
AP	1,741,286	1,060,942	1,560,675	1,705,977	1,451,449
Shareholder Eqt.	5,603,821	5,598,744	5,205,672	5,115,108	4,697,021

Unit: NT\$ thousands  
Accounting standard: IFRS

# We'd love to hear from you!

## Spokesman

Jacky Chou 周德雲

886-2-2659-1276 ext 2206

jacky\_chou@sitronix.com.tw

## Investor Relations Officer

Vivian Mao 毛廷方

886-2-2659-1276 ext 2395

vivian\_mao@sitronix.com.tw

Website: <http://www.sitronix.com.tw>

Taipei office: 6F., No. 608, Ruiguang Rd., Neihu Dist., Taipei City 114, Taiwan

台北市內湖區瑞光路608號6樓