

# *Sitronix*

矽創電子股份有限公司  
8016:TT

## Investor Conferences Q2 2018

Strategic Marketing Director  
Jacky Chou 周德雲

Investor Relations Officer  
Vivian Mao 毛廷方



# About Us

Company Name	Sitronix Technology Corp.
Established	July 9, 1998
Market capitalization	USD 350 million
Chairman and CEO	Vincent Mao
President	William Wang
Employees	Parent: 385    Group: 666
Headquarters	Hsinchu, Taiwan
Sales offices	Taipei, Shenzhen, Shanghai
IPO Listing	December 25, 2003



Headquarters  
Tai Yuen Hi-Tech Industrial Park, Hsinchu, Taiwan

## Subsidiaries



# Overview

Mobile Displays

Industrial & Automotive Displays

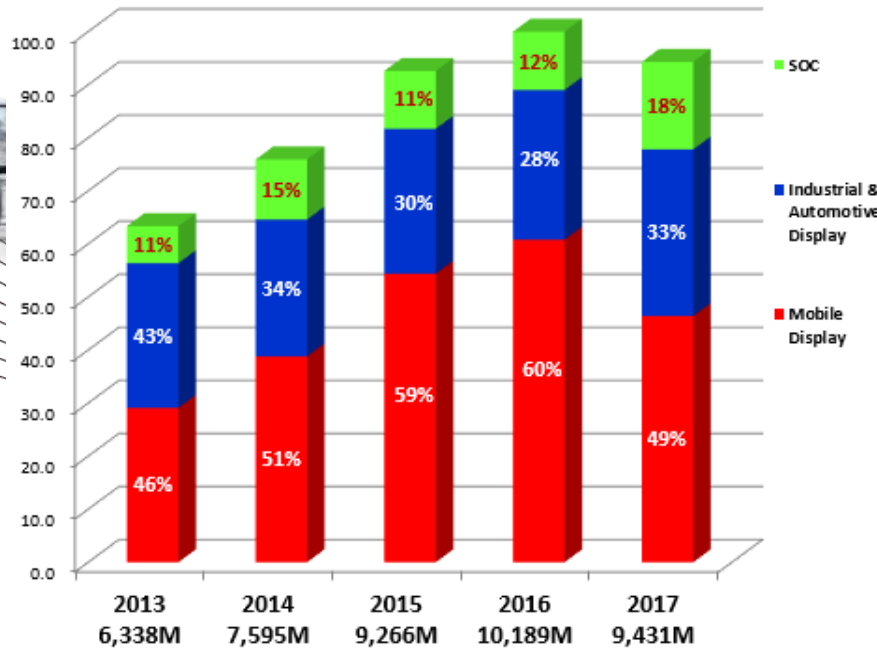
SoC

Mobile Display Driver IC

Industrial Display Driver IC

Automotive Display Driver IC

Touch Controller IC



Subsidiaries  
FORCELEAD 76%

Subsidiaries  
mCore 91%  
infinno 64%  
sensortek 54%

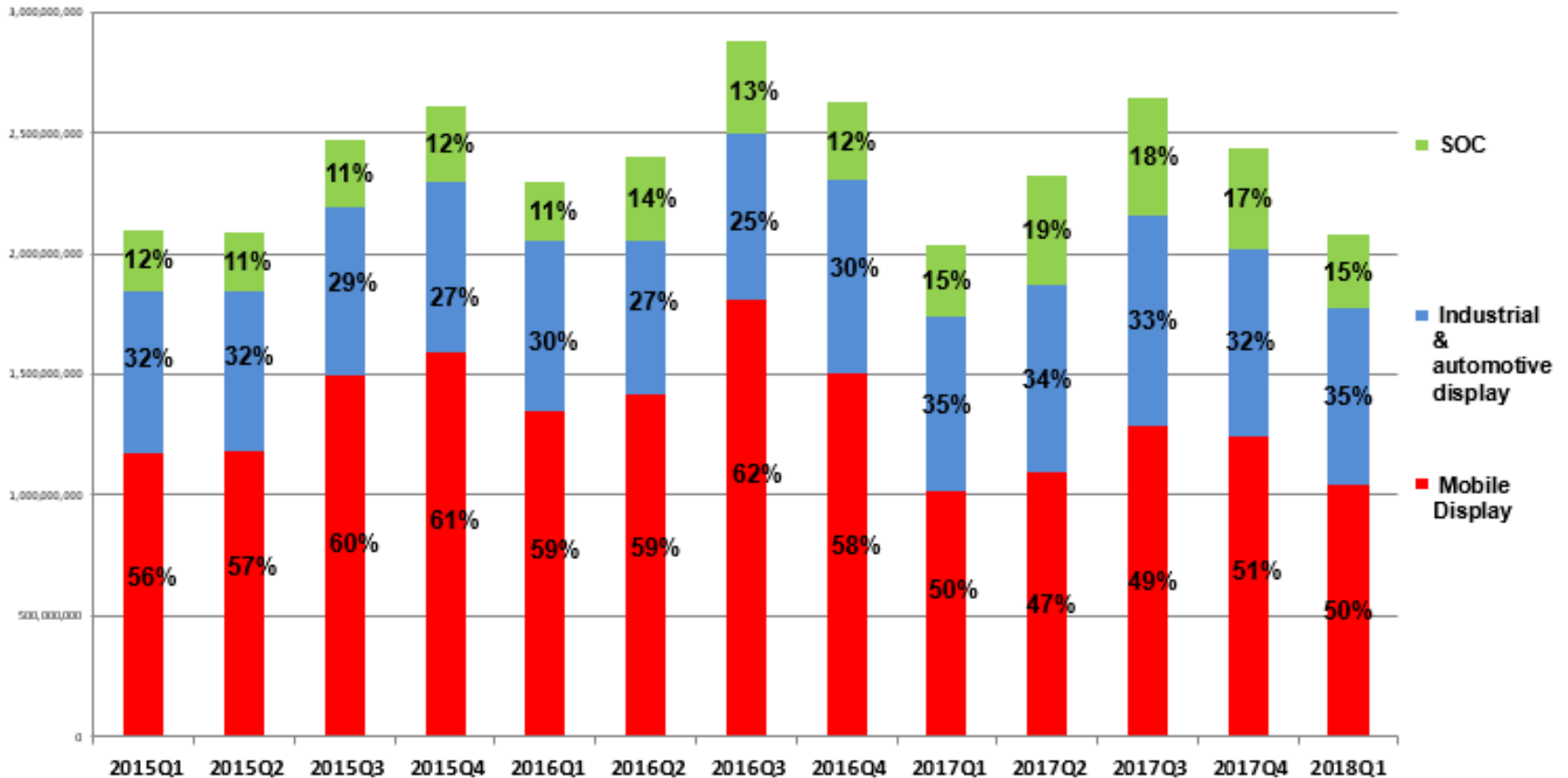
# Revenue

(K) ntd	2016	YoY	Quarter	2017	YoY	Quarter	YoY	2018	YoY
1	882,133	11.6%	2,293,837	600,199	-32.0%	2,034,300	-11.31%	781,237	30.2%
2	551,635	4.4%		622,643	12.9%			462,190	-25.8%
3	860,069	10.3%		811,458	-5.7%			831,297	2.4%
4	830,363	12.5%	2,397,574	750,792	-9.6%	2,318,317	-3.31%	860,299	14.6%
5	791,445	23.4%		710,736	-10.2%				
6	775,766	10.3%		856,789	10.4%				
7	810,932	5.2%	2,875,078	881,044	8.6%	2,643,141	-8.07%		
8	981,682	21.0%		891,613	-9.2%				
9	1,082,464	21.4%		870,484	-19.6%				
10	981,718	15.3%	2,623,256	781,637	-20.4%	2,435,304	-7.16%		
11	890,831	3.5%		813,378	-8.7%				
12	750,707	-16.4%		840,289	11.9%				
<b>Total</b>	<b>10,189,745</b>	<b>10.0%</b>		<b>9,431,062</b>	<b>-7.4%</b>			<b>2,935,023</b>	<b>5.4%</b>

Unit: NT\$ thousands  
Accounting standard: IFRS

# Product Mix, EPS and GM

Year	Q1		Q2		Q3		Q4		Annual		
	EPS	GM	EPS	GM	EPS	GM	EPS	GM	EPS	GM	Cash dividend
2018	1.10	24%									
2017	1.38	29%	1.74	26%	2.08	26%	2.13	25%	7.32	27%	5.5
2016	1.97	30%	1.87	27%	2.53	27%	2.41	28%	8.77	28%	6.0
2015	1.65	29%	1.33	25%	1.97	26%	2.10	27%	7.05	27%	5.0



# Mobile Display Driver ICs

## Feature phone DDI

QQVGA 160x120 Zero Cap.  
QCIF 220x176 Zero Cap.  
QVGA 320x240 Zero Cap.  
WQVGA 400x240 Zero Cap.

2016 - 2017: > 500M units



Wearable, healthcare, sports & IOT devices

## Smartphone DDI

HVGA 480x320 Zero Cap.  
WVGA 800x480 Zero Cap.  
HD720 1280x720 Zero Cap.  
FHD 1920x1080 Zero Cap.  
FHD TDDI Zero Cap.

2016: > 100M

2017: 90M





# Industrial Display Driver ICs

Office Automation  
Home automation

Industrial  
applications

Medical devices  
Healthcare products  
Wearable & sports devices




# Automotive Display Driver ICs

< 5 inch displays

5-9 inch displays

## Instrument Cluster Display

Analog



No Display

Hybrid (Analog + Digital)



Meters

Full Digital



Virtual Cockpit



## Automobile Monitors



Multi-Function CSD



Display Audio



Climate Control



Twin CSDs  
Display Audio  
+  
Navigation



Rearview Mirror Display



Overhead Monitor



Dual Headrest

Segment TN

Character TN

Graphic STN

Mono TFT

Color TFT





# SOC

# Touch Products

## C-Touch

- Central Information Displays (CID)
- Audio
- Rear-seat Entertainment Systems

## STN / Mono TFT

- Audio
- Dashboard

## Color TFT

- Central Information Displays (CID)
- Navigation
- Rear-seat Entertainment Systems

## Industrial

## Automotive


## Smartphone

Touch + DDI  
total solution



In-cell touch → TDDI  
• Smartphone display drivers with touch


# Light sensors



**Ambient Light Sensors**  
CMOS Circuit




Smartphone market  
2016: > 140M  
2017: > 200M



**Proximity Sensors**  
CMOS circuit



# 2-in-1 P-sensors for smartphones



# MEMS sensors

**Accelerometers**  
CMOS Circuit  
MEMS Process

2014  
Tablet market



2017  
Smartphone market  
→ 25M

SOC

mCore

8/16/32 bit MCU



DSP (digital audio)




Card readers



SOC

infinno

Power Management ICs



AC-side power management & PWM IC



# Consolidated Income Statement

Item	Q1 18		2017 annual		Q417		Q317		Q217		Q1 17	
	Results	% of sales	Results	% of sales	Results	% of sales	Results	% of sales	Results	% of sales	Results	% of sales
Net Sales	2,074,724	-	9,431,062	-	2,435,304	-	2,643,141	-	2,318,317	-	2,034,300	-
Gross Profit	495,267	24%	2,514,333	27%	620,120	25%	681,435	26%	620,526	26%	592,252	29%
Operating Expense	354,230	17%	1,660,796	18%	440,208	18%	421,640	16%	399,308	17%	399,640	20%
Operating Income	141,037	7%	853,537	9%	179,912	7%	259,795	10%	221,218	10%	192,612	9%
Income before Tax	136,621	7%	988,268	10%	282,827	11%	280,089	10%	236,338	10%	189,014	9%
Net Income*	130,810	6%	873,158	9%	253,391	11%	247,653	10%	207,274	9%	164,840	8%
EPS	1.10	-	7.32	-	2.13	-	2.08	-	1.74	-	1.38	-

\* Listed on the English translation of our financial statements as "Profit (loss), attributable to owners of parent"

Unit: NT\$ thousands (except EPS)  
Accounting standard: IFRS

# Consolidated Balance Sheet

Item	2018/3/31	2017/12/31	2017/9/30	2017/6/30	2017/3/31
Total Assets	7,444,294	7,030,995	7,450,386	7,503,718	7,606,598
Current Assets	5,471,542	5,057,965	5,755,772	5,777,396	5,910,276
Cash & Equivalents	2,095,484	1,421,885	1,701,371	1,915,400	1,904,997
AR	1,061,062	1,009,582	1,064,768	966,750	814,051
Inventory	1,593,972	1,735,070	1,794,180	1,870,276	2,082,906
Total Liability	2,368,288	2,032,751	2,392,036	2,794,884	2,373,420
AP	1,015,965	1,144,972	1,433,793	1,102,191	1,377,563
Shareholder Eqt.	5,076,006	4,998,244	5,058,350	4,708,834	5,233,178

Unit: NT\$ thousands  
Accounting standard: IFRS



# We'd love to hear from you!

## Strategic Marketing Director

Jacky Chou 周德雲

Tel: +886-2-2659 1276 ext 2206

E-mail: jacky\_chou@sitronix.com.tw

## Investor Relations Officer

Vivian Mao 毛廷方

Tel: +886-2-2659 1276 ext 2395

E-mail: vivian\_mao@sitronix.com.tw

Website: <http://www.sitronix.com.tw>

Taipei office: 6F., No. 608, Ruiguang Rd., Neihu Dist., Taipei City 114, Taiwan

台北市內湖區瑞光路608號6樓