

Sitronix

矽創電子股份有限公司

8016:TT

Investor Conferences Q2 2016

Strategic Marketing Director

Jacky Chou 周德雲

Investor Relations Officer

Vivian Mao 毛廷方



產品組合

Mobile Displays

Industrial & Automotive Displays

SoC

Mobile Display Driver IC

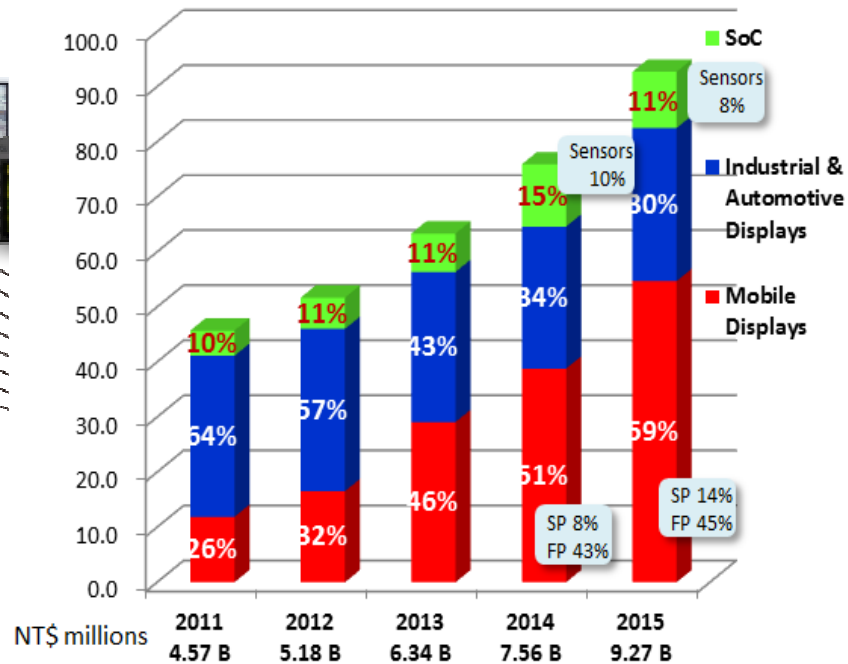
Industrial Display Driver IC

Automotive Display Driver IC

Touch Controller IC



Subsidiary
 **FORCELEAD** (71.43%)



Subsidiaries

- mCore** (87.12%)
- INFINNO** (45.76%)
- sensortek** (63.89%)

產品組合: 高成長 & 高毛利

Mobile DDI



High growth,
low baseline



High gross margin,
niche markets

Automotive DDI



Industrial DDI

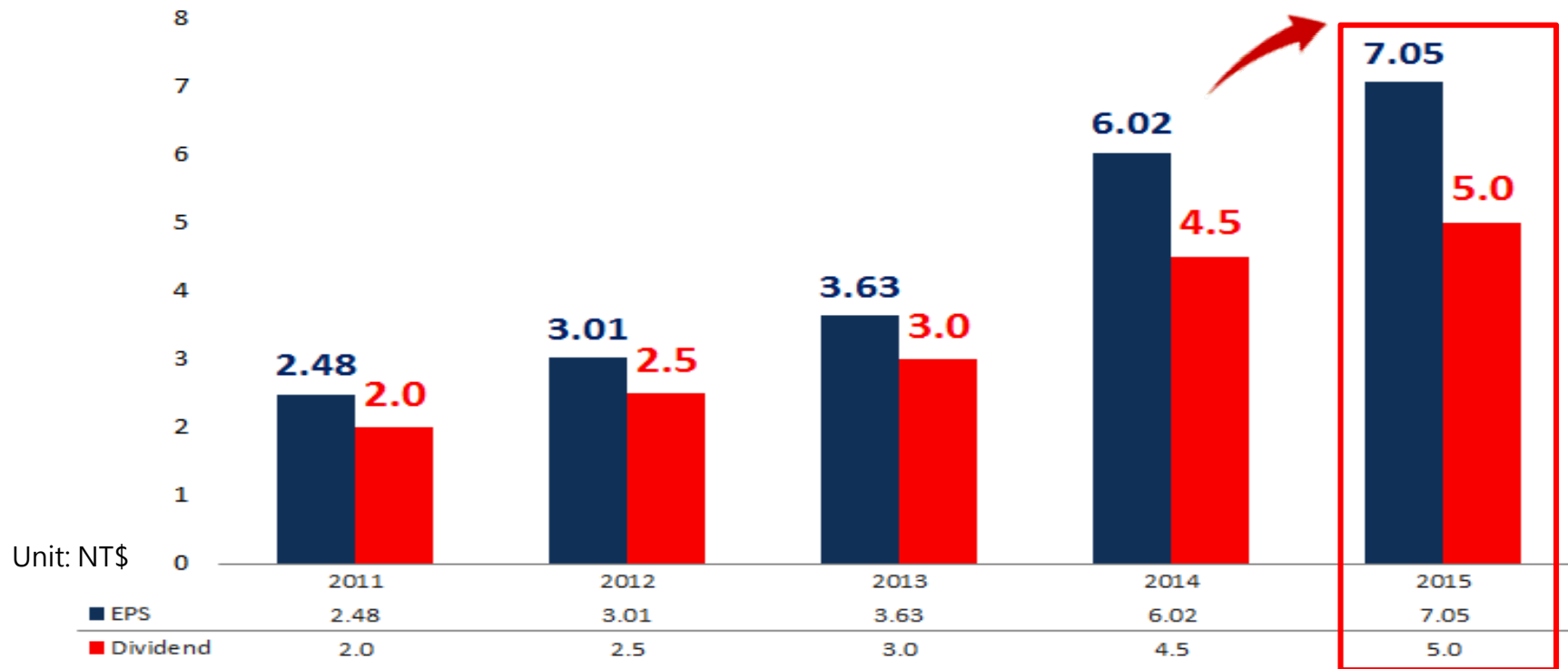


Touch Products



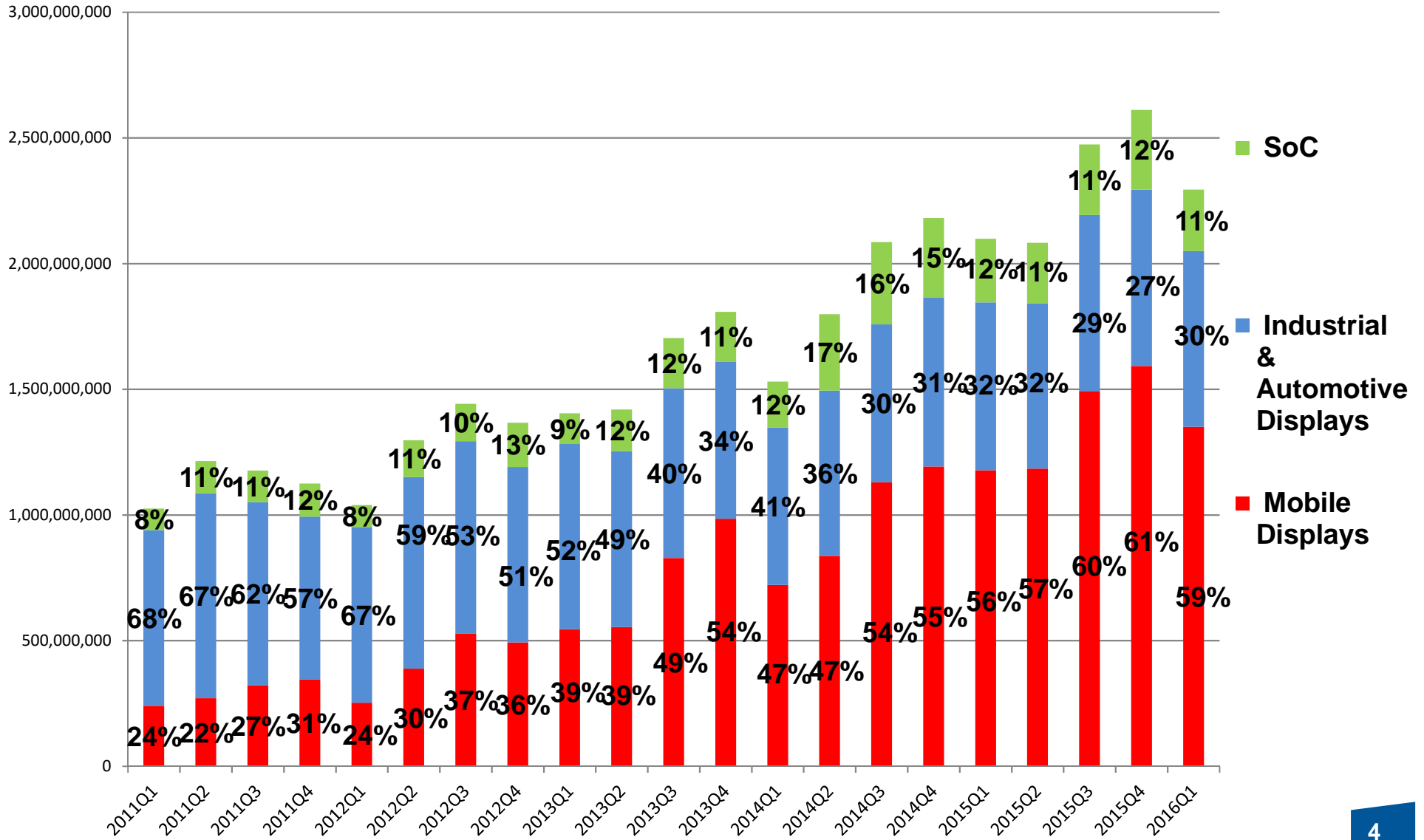
毛利, EPS與股利

2015 EPS YoY
17.11%

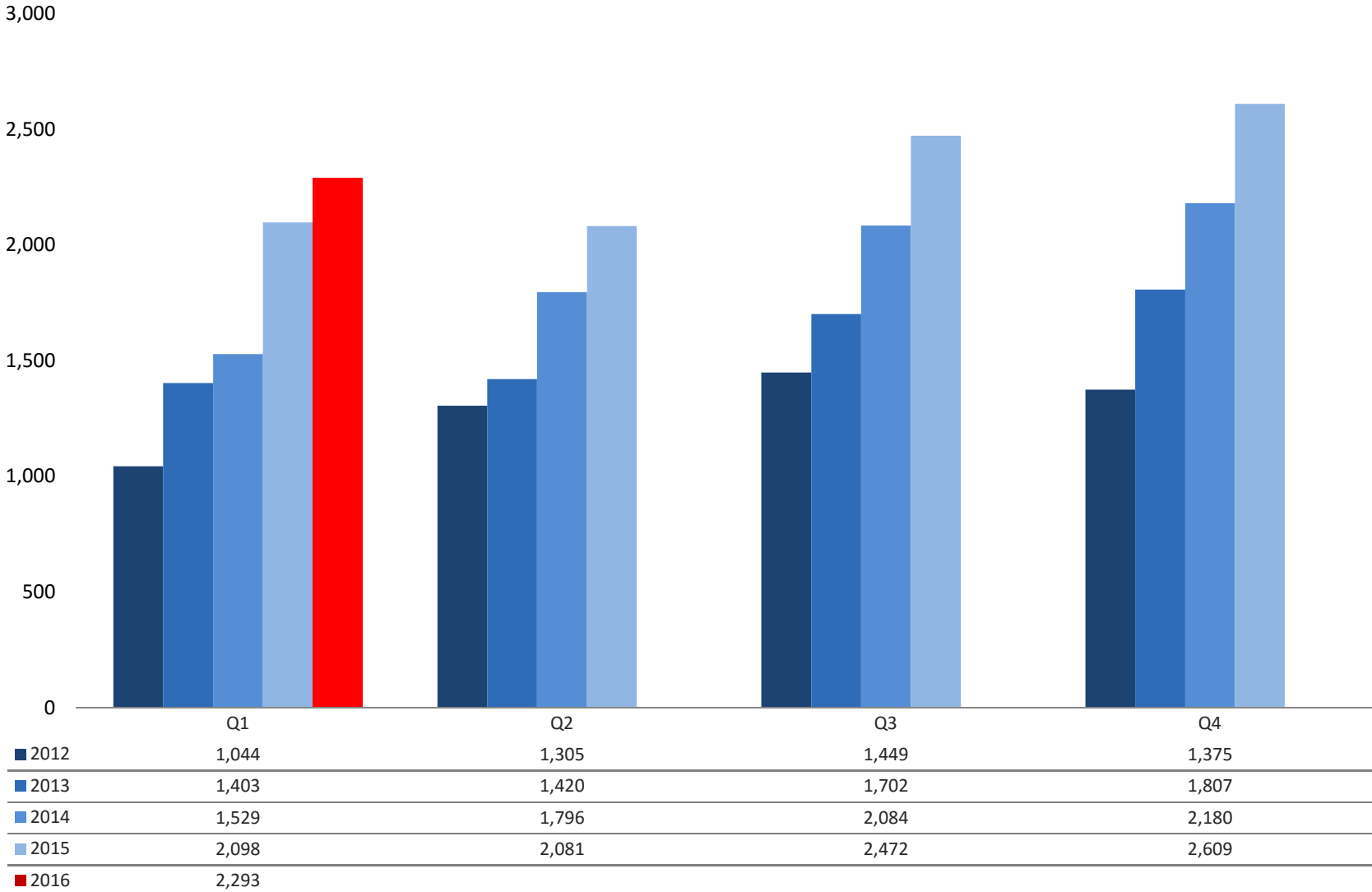


Year	Q1		Q2		Q3		Q4		Annual		
	GM	EPS	GM	EPS	GM	EPS	GM	EPS	GM	EPS	Cash Dividend
2016	30%	1.97									
2015	29%	1.65	25%	1.33	26%	1.97	27%	2.10	27%	7.05	5.0
2014	29%	1.22	27%	1.23	26%	1.60	27%	1.97	27%	6.02	4.5
2013	24%	0.72	26%	0.77	24%	0.99	23%	1.15	24%	3.63	3.0
2012	29%	0.61	26%	0.87	24%	0.78	24%	0.74	25%	3.01	2.5

營收按產品類別



季營收2012 - 2016



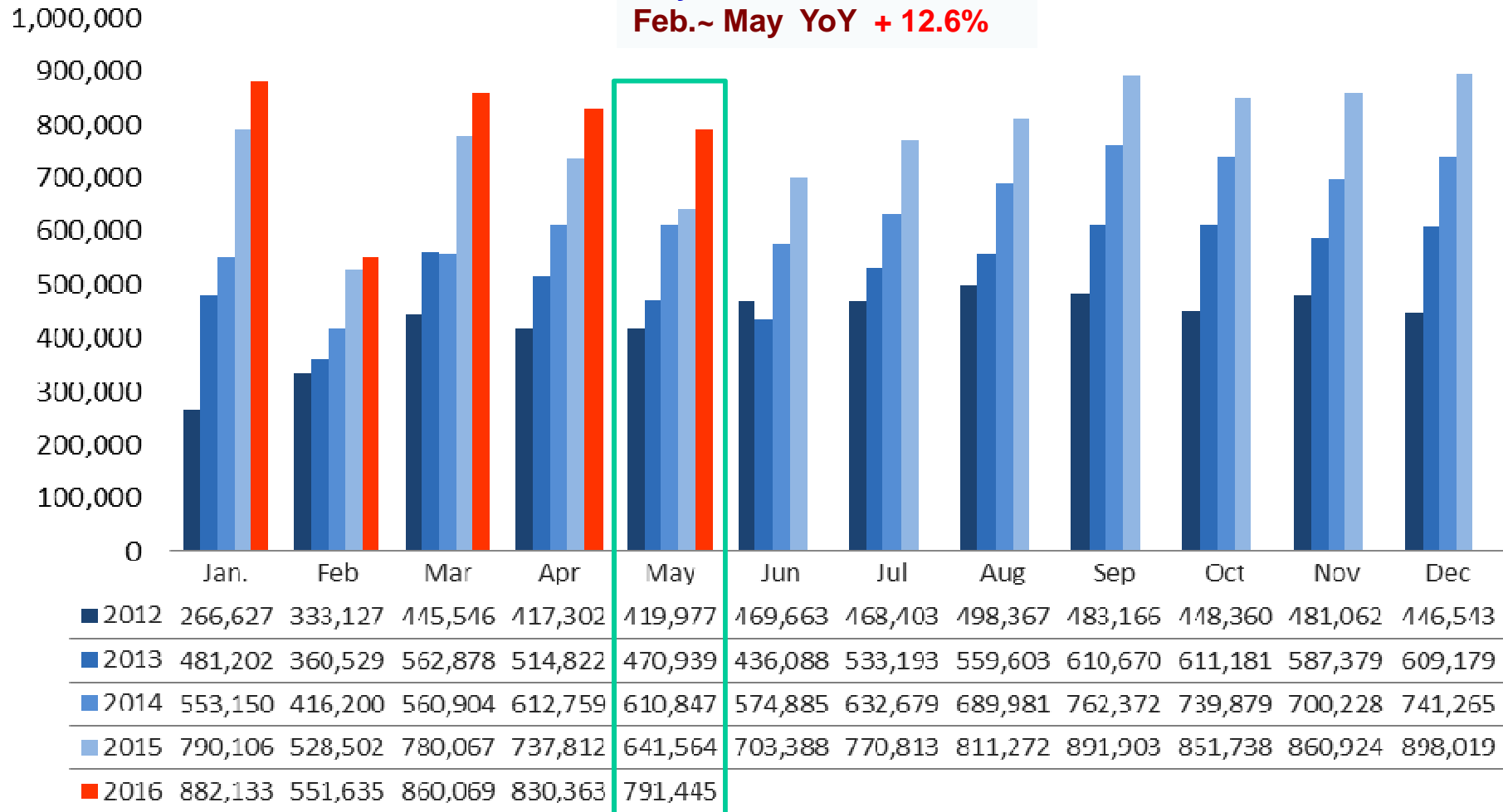
Unit: NT\$ millions

月營收 2012 - 2016

2016

May. YoY + 23.4%

Feb.~ May YoY + 12.6%



近年營運數字

	2013	2014	2015
Revenue	6,337,663	7,595,150	9,266,108
Gross profit	1,517,837	2,065,742	2,481,024
Operating income	407,829	748,494	963,462
Profit before tax	500,308	847,776	1,027,452
Net income (profit attributable to parent)	428,565	711,517	835,434
EPS	3.63	6.02	7.05
Gross margin %	24	27	27
Operating margin %	6.4	9.9	10.4
Cash & cash equivalents	979,279	1,198,436	1,758,239
Accounts receivable	748,615	913,775	799,677
Inventories	1,099,663	1,048,468	1,268,817
Total assets	4,941,364	6,322,702	6,826,247
Short-term borrowings	44,805	507,235	345,090
Accounts payable	606,823	964,759	1,195,636
Long-term notes	30,000	15,000	0
Total liabilities	1,276,364	2,232,944	2,456,700
Total capital stock	1,191,376	1,191,376	1,191,376
Total equity	3,665,000	4,089,758	4,369,547

Unit: NT\$ thousands except EPS and margins
Accounting standard: IFRS

Mobile Display Driver Ics 手機 DDI

Small size DDI :
QQVGA (160x120) - Zero Cap.
QCIF (220x176) - Zero Cap.
QVGA (320x240) - Zero Cap.
WQVGA (400x240) - Zero Cap.
 2014: > 450M pcs
 2015: > 500M pcs



Wearable, healthcare, sports & IOT devices

Smartphone DDI 2014-15:
HVGA 480x320 (Q4 14 MP) - Zero Cap.
WVGA 800x480 (Q4 13 MP)
HD720 1280x720 (Q4 14 MP)
 2014: > 30M pcs
 2015: > 80M pcs



Smartphone DDI 2016:
HVGA 480x320 (Q4 14 MP) - Zero Cap.
WVGA 800x480 (Q4 15) - Zero Cap.
HD720 1280x720 (2016) - Zero Cap.
FHD 1920x1080 (2016) - Zero Cap.




SOC



感測器

Light sensors




Ambient Light Sensors
CMOS Circuit



Smartphone market

Q4 2012 MP
2014: >80M pcs
2015: >100M pcs




Proximity Sensors
CMOS circuit



2-in-1 P-sensors for smartphones

- ✓ IR LED standard ABL + P-sensors
- ✓ IR LED gesture control ABL + P-sensors
→ supports both 2D & 4D
- ✓ Laser P-sensors with small sensor holes



MEMS sensors

Accelerometers
CMOS Circuit
MEMS Process

2014
Tablet market



2015 - 2016
Smartphone market
→ > 20M (2015)



SOC

Touch Products 觸控產品

C-Touch

- Central Information Display (CID)
- Audio
- Rear-seat Entertainment Systems

STN / Mono TFT

- Audio
- Dashboard

Industrial

Automotive

Smartphone

Touch + DDI
total solution

Color TFT

- Central Information Display (CID)
- Navigation
- Rear-seat Entertainment Systems



In-cell touch → TDDI

- Smartphone display drivers with touch

Industrial Display Driver Ics 工控DDI

Office Automation
Home automation

Industrial Instruments

Portable medical devices
Healthcare products
Wearable & sports devices



Automotive Display Driver Ics 車載DDI

< 6 inch displays



7- 9 inch displays



Segment TN

Character TN

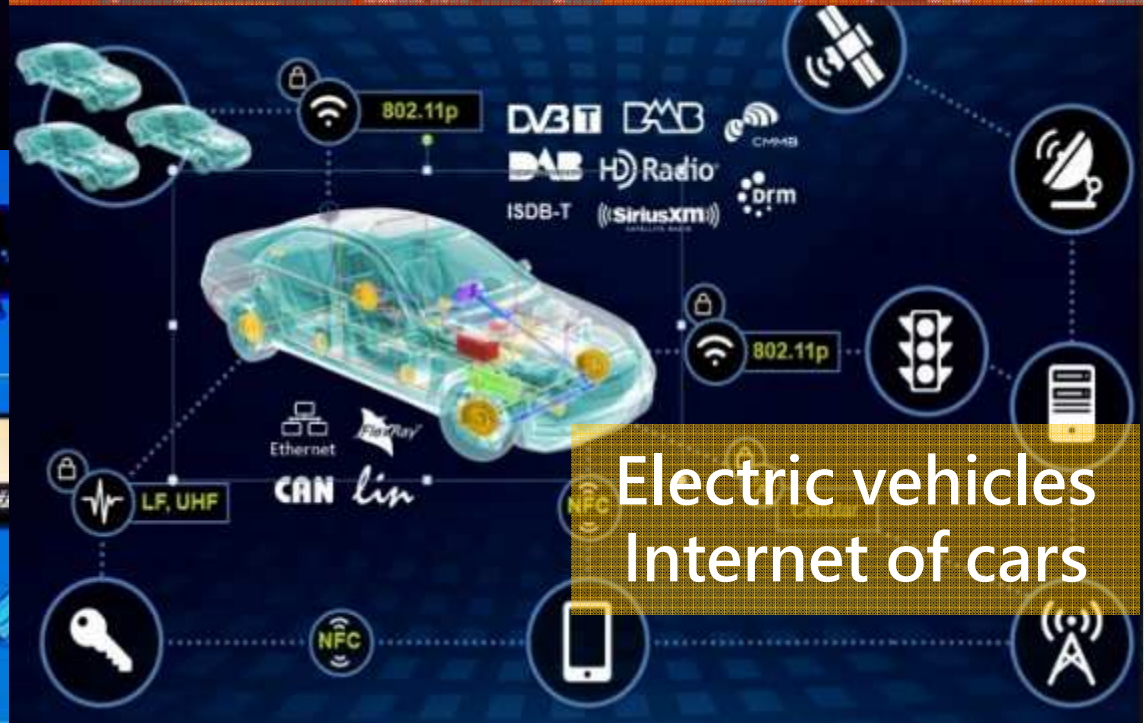

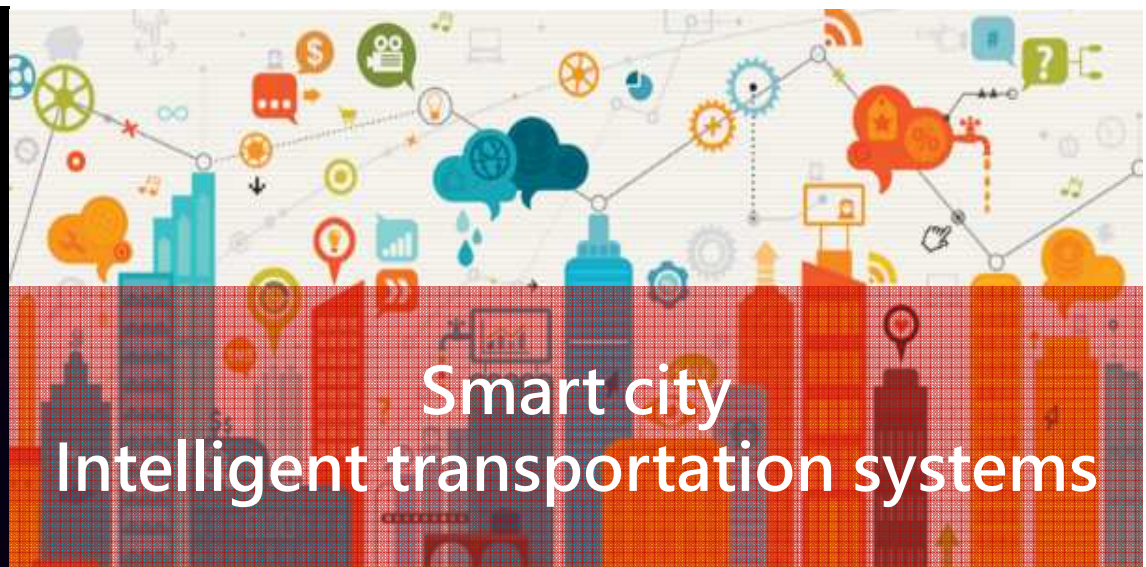
Graphic STN

Mono TFT

Color TFT



物聯網產品與應用供應商



產品多元化 ➡ 新應用



TN / STN / mono TFT / color TFT display driver IC
ABL sensors / P-sensors / G-sensors / e + G-sensors...
Power IC / Touch IC / e-Payment MCU systems...



月營收, 2013 - 2016

(K) ntd	2013	Quarterly	2014	YoY	Quarterly	2015	YoY	Quarterly	2016	YoY	Quarterly
1	481,202	1,404,609	553,150	15.0%	1,530,254	790,106	42.8%	2,098,675	882,133	11.6%	2,293,837
2	360,529		416,200	15.4%		528,502	27.0%		551,635	4.4%	
3	562,878		560,904	-0.4%		780,067	39.1%		860,069	10.3%	
4	514,822	1,421,849	612,759	19.0%	1,798,491	737,812	20.4%	2,082,764	830,363	12.5%	
5	470,939		610,847	29.7%		641,564	5.0%				
6	436,088		574,885	31.8%		703,388	22.4%				
7	533,193	1,703,466	632,679	18.7%	2,085,032	770,813	21.8%	2,473,988			
8	559,603		689,981	23.3%		811,272	17.6%				
9	610,670		762,372	24.8%		891,903	17.0%				
10	611,181	1,807,739	739,879	21.1%	2,181,372	851,738	15.1%	2,610,681			
11	587,379		700,228	19.2%		860,924	22.9%				
12	609,179		741,265	21.7%		898,019	21.1%				
Total	6,337,663		7,595,150	19.8%		9,266,108	22.0%		3,124,200	10.1%	

Unit: NT\$ thousands
Accounting standard: IFRS

Sitronix Confidential. Do Not Copy or Distribute.

Investor Relations Officer

Vivian Mao 毛廷方

Tel: +886-2-2659 1276 ext 2395

E-mail: vivian_mao@sitronix.com.tw

Strategic Marketing Director

Jacky Chou 周德雲

Tel: +886-2-2659 1276 ext 2206

E-mail: jacky_chou@sitronix.com.tw

Website: <http://www.sitronix.com.tw>

Taipei office: 6F., No. 608, Ruiguang Rd., Neihu Dist., Taipei City 114, Taiwan

台北市內湖區瑞光路608號6樓



2014 – 2016 合併損益表

Item	Q1 16		Q4 15		Q3 15		Q2 15		Q1 15		2015 annual		Q4 14		Q3 14		Q2 14		Q1 14		2014 annual	
	Results	% of sales	Results	% of sales	Results	% of sales	Results	% of sales	Results	% of sales	Results	% of sales	Results	% of sales	Results	% of sales	Results	% of sales	Results	% of sales	Results	% of sales
Net Sales	2,293,837		2,610,680		2,473,989		2,082,764		2,098,675		9,266,108		2,181,372		2,085,033		1,798,491		1,530,254		7,595,150	
Gross Profit	697,352	30%	694,774	27%	651,189	26%	525,675	25%	609,386	29%	2,481,024	27%	591,124	27%	539,932	26%	497,039	27%	437,647	29%	2,065,742	27%
Operating Expense	387,269	17%	395,857	15%	405,156	16%	350,335	17%	366,214	18%	1,517,562	17%	385,002	18%	335,410	16%	311,214	17%	285,622	19%	1,317,248	17%
Operating Income	310,083	14%	298,917	11%	246,033	10%	175,340	8%	243,172	11%	963,462	10%	206,122	9%	204,522	10%	185,825	10%	152,025	10%	748,494	10%
Income before Tax	300,968	13%	305,581	12%	300,896	12%	179,122	8%	241,853	12%	1,027,452	11%	269,520	12%	231,901	11%	177,955	10%	168,400	11%	847,776	11%
Net Income*	234,061	10%	248,451	10%	233,418	9%	157,843	8%	195,722	9%	835,434	9%	232,794	11%	188,924	9%	145,874	8%	143,925	9%	711,517	10%
EPS	1.97		2.10		1.97		1.33		1.65		7.05		1.97		1.60		1.23		1.22		6.02	

* Listed on the English translation of our financial statements as "Profit (loss), attributable to owners of parent"

Unit: NT\$ thousands (except EPS)
Accounting standard: IFRS

2014 – 2016 合併資產負債表

Item	03/31/2016	12/31/2015	09/30/2015	06/30/2015	03/31/2015	12/31/2014	09/30/2014	06/30/2014	03/31/2014
Total Assets	6,798,930	6,826,247	6,515,668	7,299,798	6,788,601	6,322,702	5,428,314	5,350,411	5,422,818
Current Assets	5,329,582	5,220,219	4,808,743	5,614,364	5,058,980	4,626,392	4,140,921	4,102,502	4,167,250
Cash & Equivalents	1,836,009	1,758,239	1,127,178	1,260,175	1,285,325	1,198,436	1,461,285	839,208	1,232,547
AR	820,068	799,677	1,056,958	943,147	994,373	913,775	894,974	753,387	707,720
Inventory	1,415,024	1,268,817	1,486,743	1,759,585	1,317,271	1,048,468	935,256	1,213,008	1,332,576
Total Liability	2,141,541	2,456,700	2,385,566	3,487,090	2,509,965	2,232,944	1,607,721	1,698,321	1,575,554
AP	1,110,311	1,195,636	972,241	1,293,716	1,054,514	964,759	812,049	675,301	794,596
Shareholder Eqt.	4,657,389	4,369,547	4,130,102	3,812,708	4,278,636	4,089,758	3,820,593	3,652,090	3,847,264

Unit: NT\$ thousands
Accounting standard: IFRS

SOC

mCore

8/16/32 bit MCU



DSP (digital audio)




Card readers



SOC

INFINNO

Power Management ICs




AC-side power management & PWM IC



應用多元化



Smartphone DDI



Automotive DDI



Small-size color TFT DDI



Industrial DDI

關於我們

Company Name	Sitronix Technology Corp.
Established	July 9, 1998
Market capitalization	USD 350 million
Chairman and CEO	Vincent Mao
President	William Wang
Employees	Parent: 330 Group: 560
Headquarters	Hsinchu, Taiwan
Sales offices	Taipei, Shenzhen, Shanghai
IPO Listing	December 25, 2003



Headquarters
Tai Yuen Hi-Tech Industrial Park, Hsinchu, Taiwan

Subsidiaries



Sitronix