



Sitronix Corp.  
矽創電子股份有限公司  
8016 : TT

投資人會議  
Q1 2019

***Sitronix***

# 公司簡介

公司名稱	矽創電子股份有限公司
成立日期	1998年7月
資本額	40M USD (USD/TWD=30)
董事長暨執行長	毛穎文 Vincent Mao
員工數	385 (集團: 657)
總公司	新竹
辦事處	臺北 / 深圳 / 上海 / 合肥
臺灣證券交易所上市	2003年12月 ( 8016 )



**Sitronix**

Display Driver IC  
SoC & controller

 **FORCELEAD**  
76%



**inCore** 91%  
MCU/DSP



**infino** 64%  
Power Management IC



**sensortek** 54%  
Sensor IC



 75%  
Touch controller, FPIC



# 概況

## Mobile Displays

Mobile Display Driver IC  
手機顯示器

## Industrial & Automotive Displays

Automotive Display Driver IC  
車載顯示器

Industrial Display Driver IC  
工控顯示器

## SoC

System on Chip (SoC) Products  
其他非顯示器 IC



### Subsidiary

 FORCELEAD 76%

### Subsidiaries

 mCore 91%

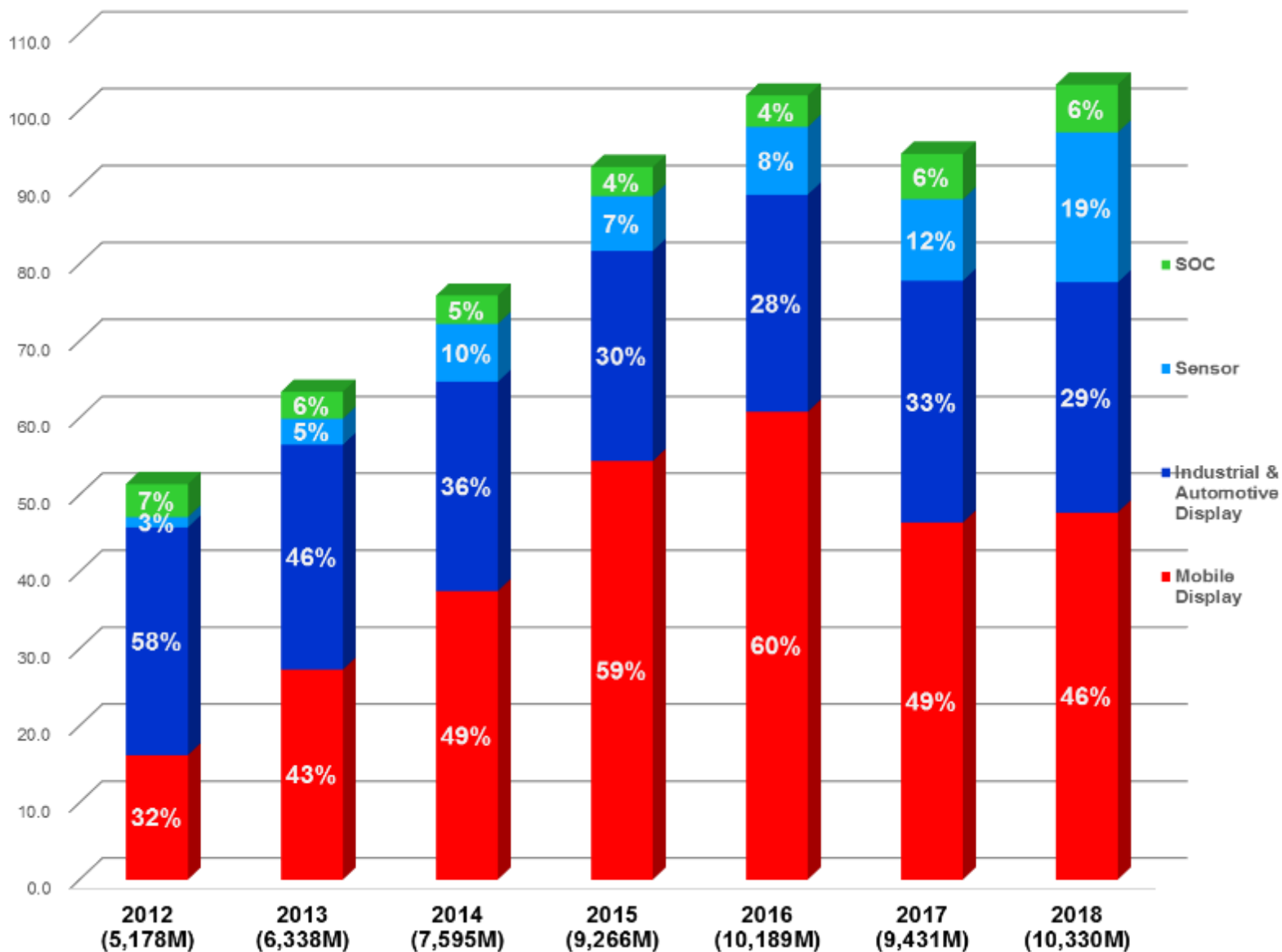
 infinno 64%

 sensortek 54%

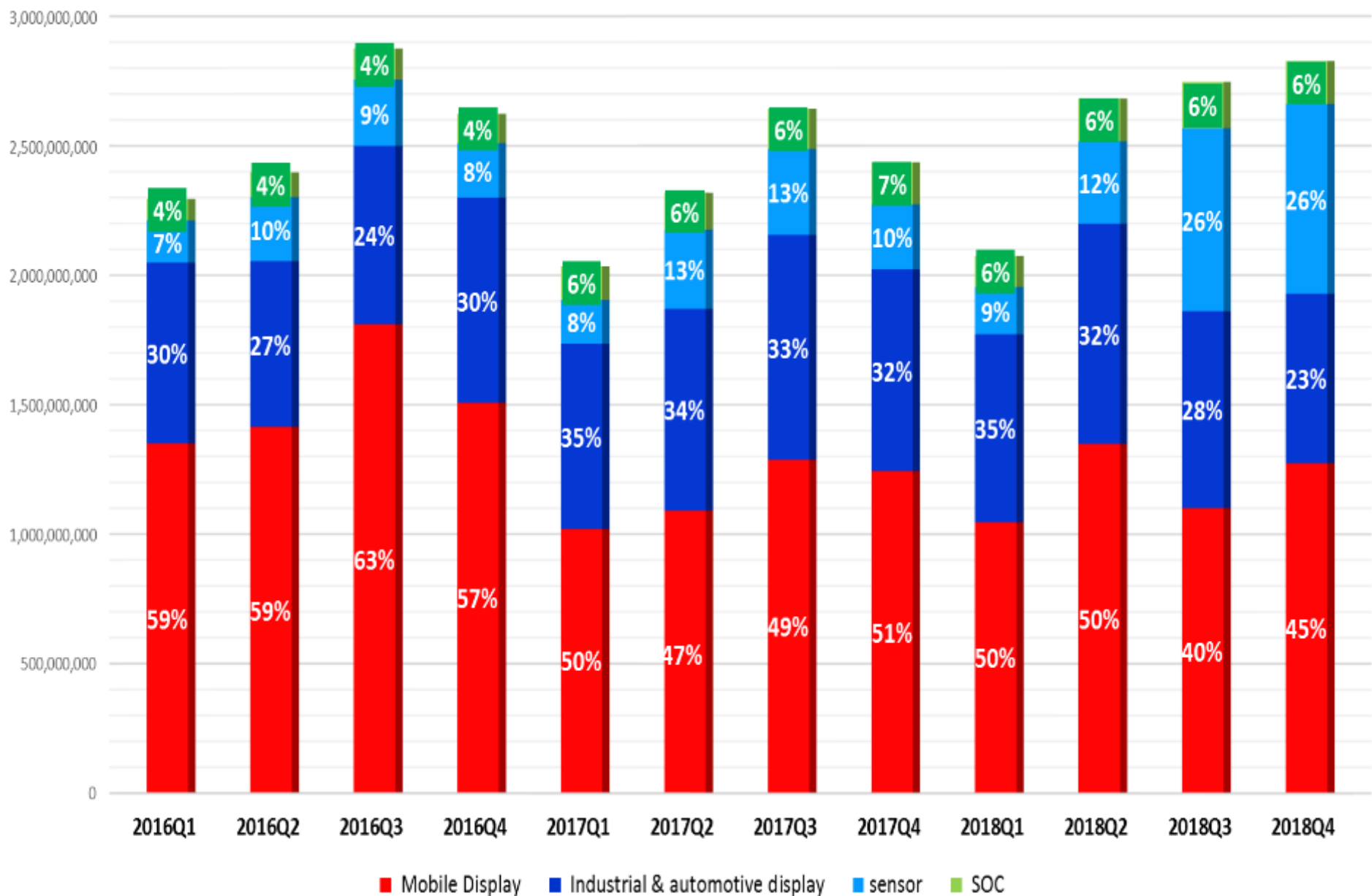
 HFST 75%

# Sitronix

# 每年產品組合



# 每季產品組合





# 手機驅動IC

## Feature phone DDI

→ Small-sized DDI

QQVGA 160x120 - Zero Cap.

QCIF 220x176 - Zero Cap.

QVGA 320x240 - Zero Cap.

WQVGA 400x240 - Zero Cap.

2017: > 500M

2018: > 490M

## 4G feature phones



## Kids' watches



## Wearable devices



## Smartphone DDI

HVGA 480x320 - Zero Cap.

WVGA 800x480 - Zero Cap.

HD720 1280x720 - Zero Cap.

FHD 1920x1080 - Zero Cap.

2017: > 90M

2018: > 130M



# 車載驅動IC

## < 6 inch displays

### Instrument Cluster Display

Analog



No Display

Hybrid (Analog + Digital)



Meters

Full Digital



Virtual  
Cockpit



## 7 - 9 inch displays

### Automobile Monitors



Multi-Function CSD



Display Audio



Climate Control



Twin CSDs  
Display Audio  
+  
Navigation



Rearview Mirror Display



Overhead Monitor



Dual Headrest

Segment TN

Character TN

Graphic STN

Mono TFT

Color TFT








SOC



# 觸控IC

HFST 合肥创发微电子  
09/18/2018



Touch controller  
& FP IC



Industrial

Automotive

Smartphones



Source: 各廠商 - 汽車產業研究報告 - 2014/04



SOC

# mCore MCU產品

8/16/32 bit MCU



DSP (digital audio)



Card readers




SOC

# infinno 電源管理產品

AC-side power management & PWM IC


Power Management ICs



## Light sensors


### Ambient Light Sensors

CMOS Circuit



### Proximity Sensors

CMOS circuit



## P-sensor shipment for smartphones

2017 : >200M

2018 : >300M



## 2-in-1 P-sensors

- ✓ ALS + gesture control P-sensors (2015)
- ✓ ALS + small sensor hole P-sensors (2016)
- ✓ invisible P-sensors solution (2017)
- ✓ under display P-sensors for bezel-less AMOLED (2018)
- ✓ Micro slot P-sensors for bezel-less TFT LCD (2018)




## MEMS sensors

### Accelerometers

CMOS Circuit

MEMS Process



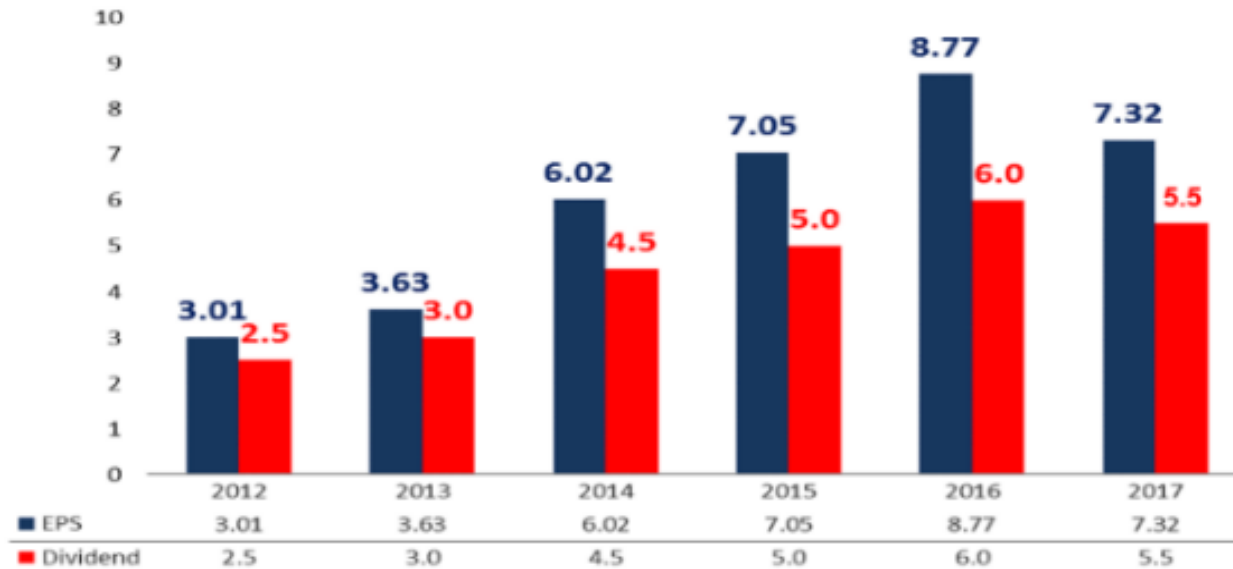
## G-sensor shipment

2017: >25M

2018: >25M

- ✓ Smartphones
- ✓ Wearable & IoT devices

# EPS & 股利



Year	Q1		Q2		Q3		Q4		Annual		
	EPS	GM	EPS	GM	EPS	GM	EPS	GM	EPS	GM	Cash dividend
2018	1.10	24%	1.83	24%	2.37	33%					
2017	1.38	29%	1.74	26%	2.08	26%	2.13	25%	7.32	27%	5.5
2016	1.97	30%	1.87	27%	2.53	27%	2.41	28%	8.77	28%	6.0
2015	1.65	29%	1.33	25%	1.97	26%	2.10	27%	7.05	27%	5.0



# 營收 2017 - 2019

(K) ntd	2017	YoY	Quarter	YoY	2018	YoY	Quarter	YoY	2019	YoY
1	600,199	-32.0%			781,237	30.2%			920,272	17.8%
2	622,643	12.9%		-11.3%	462,190	-25.8%		2.0%	657,782	42.3%
3	811,458	-5.7%	2,034,300		831,297	2.4%	2,074,724			
4	750,792	-9.6%			860,299	14.6%				
5	710,736	-10.2%		-3.3%	901,245	26.8%		15.7%		
6	856,789	10.4%	2,318,317		921,107	7.5%	2,682,651			
7	881,044	8.6%			922,769	4.7%				
8	891,613	-9.2%		-8.1%	901,386	1.1%		3.9%		
9	870,484	-19.6%	2,643,141		921,845	5.9%	2,746,000			
10	781,637	-20.4%			940,776	20.4%				
11	813,378	-8.7%		-7.2%	971,631	19.5%		16.1%		
12	840,289	11.9%	2,435,304		914,723	8.9%	2,827,130			
Total	9,431,062	-7.4%			10,330,505	9.5%			1,578,054	26.9%

Unit: NT\$ thousands  
Accounting standard: IFRS

# Q4 & 2018全年自結合併損益

Item	2018 Annual		Q4 18		Q3 18		Q2 18		Q1 18		2017 Annual		Q417	
	Results	% of sales	Results	% of sales	Results	% of sales	Results	% of sales	Results	% of sales	Results	% of sales	Results	% of sales
Net Sales	10,330,505	100%	2,827,130	100%	2,746,000	100%	2,682,651	100%	2,074,724	100%	9,431,062	100%	2,435,304	100%
Gross Profit	TBA				888,681	33%	644,536	24%	495,267	24%	2,514,333	27%	620,120	25%
Operating Expense	TBA				513,919	19%	419,292	15%	354,230	17%	1,660,796	18%	440,208	18%
Operating Income	1,042,514	10%	301,471	11%	374,762	14%	225,244	9%	141,037	7%	853,537	9%	179,912	7%
Income before Tax	1,121,930	11%	312,329	11%	415,729	15%	257,251	10%	136,621	7%	988,268	10%	282,827	11%
Net Income*	TBA				283,177	10%	218,207	8%	130,810	6%	873,158	9%	253,391	11%
EPS	TBA				2.37	-	1.83	-	1.10	-	7.32	-	2.13	-

\* Listed on the English translation of our financial statements as "Profit (loss), attributable to owners of parent"

Unit: NT\$ thousands (except EPS)  
Accounting standard: IFRS

# 合併資產負債表

Item	2018/9/30	2018/6/30	2018/3/31	2017/12/31	2017/9/30	2017/6/30	2017/3/31
Total Assets	8,067,564	8,033,661	7,444,294	7,030,995	7,450,386	7,503,718	7,606,598
Current Assets	5,898,420	5,944,339	5,471,542	5,057,965	5,755,772	5,777,396	5,910,276
Cash & Equivalents	1,993,785	2,405,012	2,095,484	1,421,885	1,701,371	1,915,400	1,904,997
AR	1,337,906	1,282,062	1,061,062	1,009,582	1,064,768	966,750	814,051
Inventory	1,847,433	1,383,334	1,593,972	1,735,070	1,794,180	1,870,276	2,082,906
Total Liability	2,952,456	3,336,640	2,368,288	2,032,751	2,392,036	2,794,884	2,373,420
AP	1,706,279	1,451,449	1,015,965	1,144,972	1,433,793	1,102,191	1,377,563
Shareholder Eq.	5,115,108	4,697,021	5,076,006	4,998,244	5,058,350	4,708,834	5,233,178

Unit: NT\$ thousands  
Accounting standard: IFRS

# 我們樂意為您服務

## Strategic Marketing Director

Jacky Chou 周德雲

Tel: +886-2-2659 1276 ext 2206

E-mail: jacky\_chou@sitronix.com.tw

## Investor Relations Officer

Vivian Mao 毛廷方

Tel: +886-2-2659 1276 ext 2395

E-mail: vivian\_mao@sitronix.com.tw

Website: <http://www.sitronix.com.tw>

Taipei office: 6F., No. 608, Ruiguang Rd., Neihu Dist., Taipei City 114, Taiwan

台北市內湖區瑞光路608號6樓