

Investor Conferences 2018 Q4

矽創電子股份有限公司
8016 : TT



Sitronix

Company Profile

Company Name	Sitronix Technology Corp.
Established	July 9, 1998
Capitalization	USD 40 million
Chairman and CEO	Vincent Mao
Employees	Parent: 385 Group: 657
Headquarters	Hsinchu, Taiwan
Sales Offices	Taipei, Shenzhen, Shanghai , HeFei
IPO Listing	December 25, 2003



Product mix

Mobile Displays

Mobile Display Driver IC
(手機顯示器)

Industrial & Automotive Displays

Automotive Display Driver IC
(車載顯示器)

Industrial Display Driver IC
(工控顯示器)

SoC

System on chip (SoC) products
(其他非顯示器 IC)



 **FORCELEAD** (76%)

Sitronix

Subsidiaries

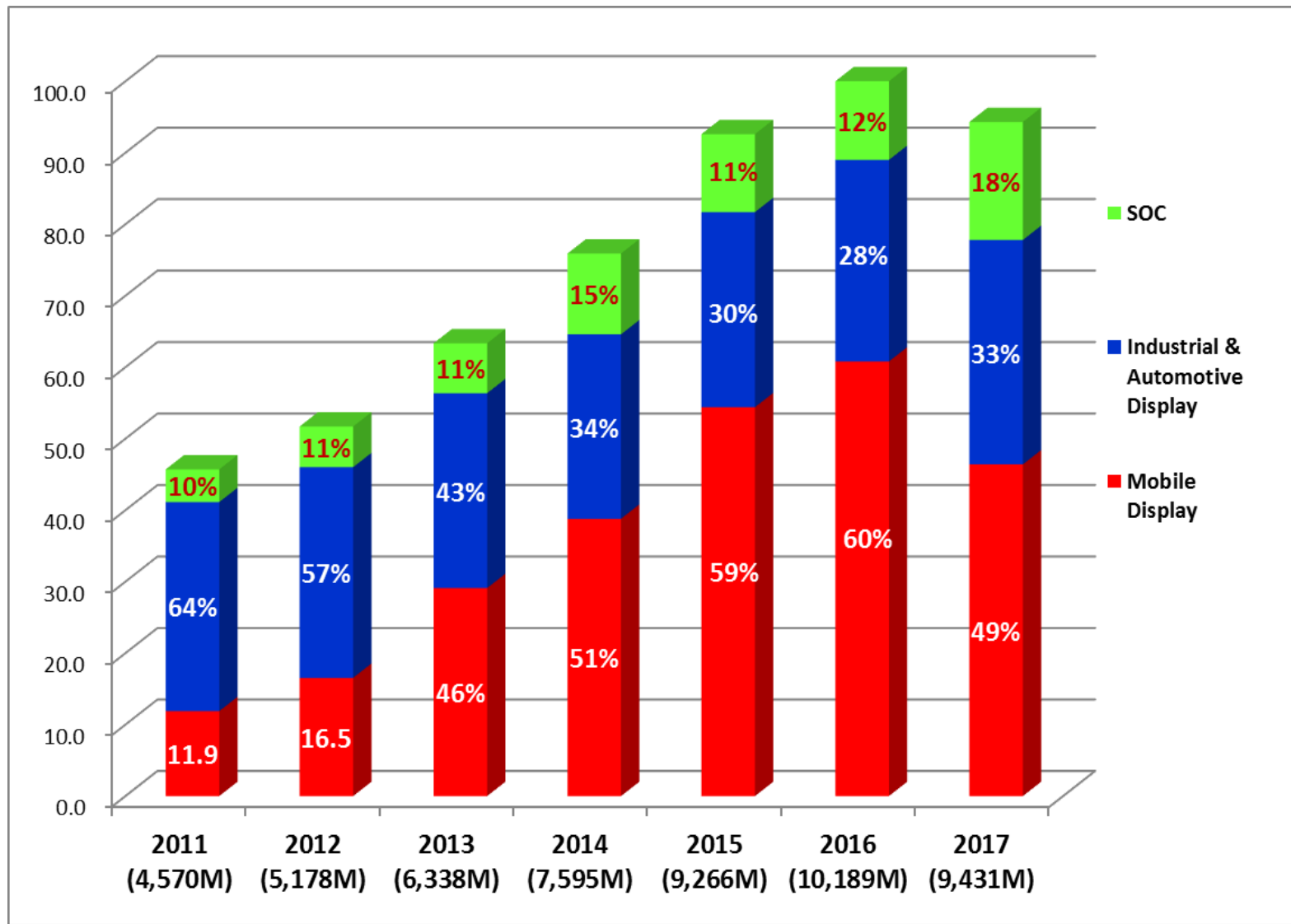
mCore (91%)

INFINNO (64%)

sensortek (54%)

HFST (75%)

Revenue breakdown by product mix

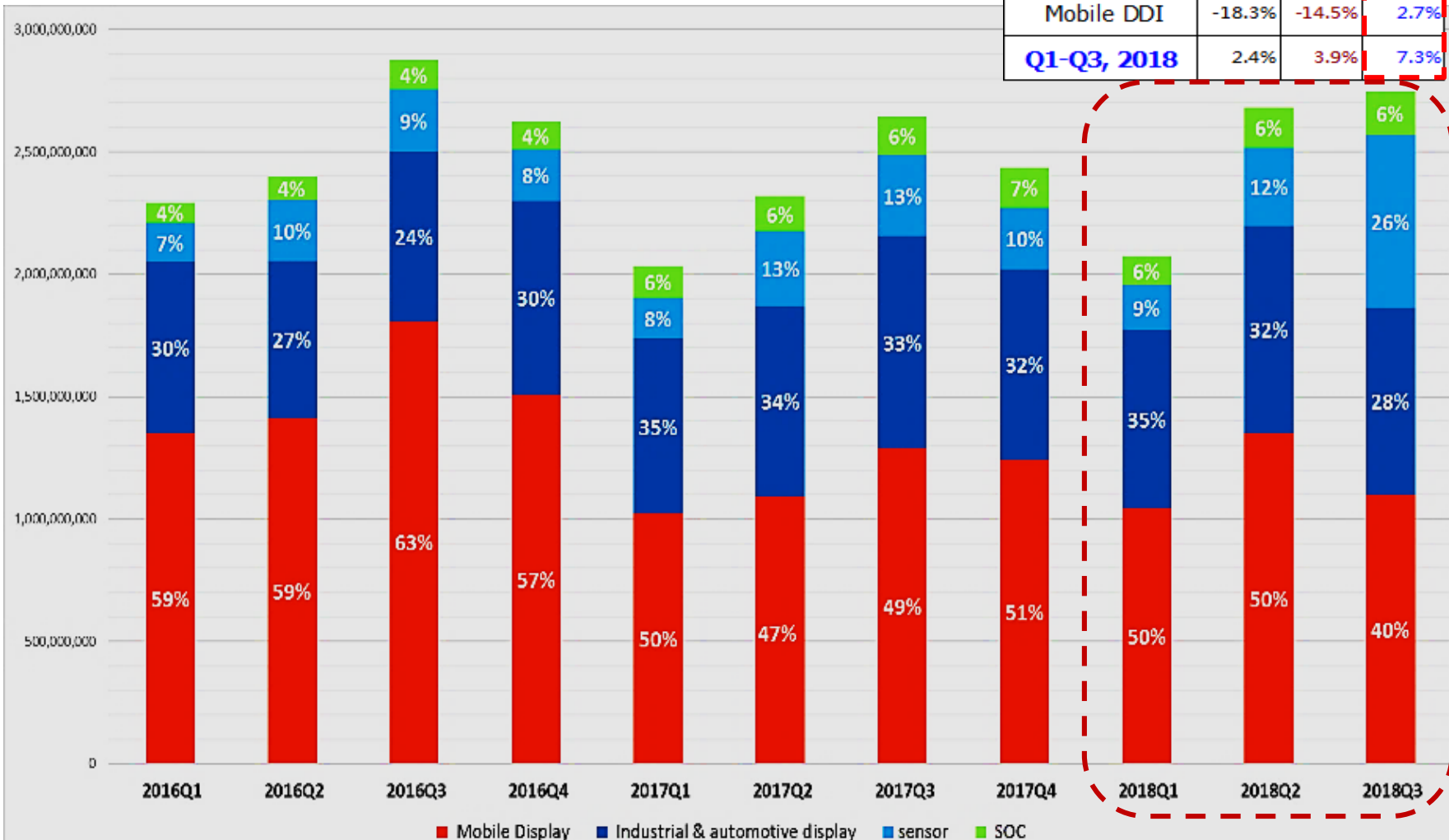


Quarterly product mix & 3Q result

Year	Q1		Q2		Q3		Q4		Annual		
	EPS	GM	EPS	GM	EPS	GM	EPS	GM	EPS	GM	Cash dividend
2018	1.10	24%	1.83	24%	2.37	33%					
2017	1.38	29%	1.74	26%	2.08	26%	2.13	25%	7.32	27%	5.5


Q1~Q3 (2018)	
EPS	GM
5.3	27%

Product Mix	18Q3 QoQ	18Q3 YoY	2018 Q1-Q3 YoY
SOC	7.5%	14.5%	8.9%
Sensor	122.0%	112.9%	49.5%
Ind. & Auto DDI	-10.4%	-12.3%	-1.0%
Mobile DDI	-18.3%	-14.5%	2.7%
Q1-Q3, 2018	2.4%	3.9%	7.3%




Light sensors

Ambient Light Sensors
CMOS Circuit




Proximity Sensors
CMOS circuit




MEMS sensors

Accelerometers
CMOS Circuit
MEMS Process



2-in-1 P-sensors for smartphones



Smartphone market

2017: >200M

- ✓ ALS + Gesture control P-sensors
- ✓ ALS + Small sensor holes P-sensors
- ✓ invisible P-sensors solution
- ✓ under display p-sensor for full screen AMOLED
- ✓ Micro seam p-sensor for full screen TFT LCD

高階 P-sensor :

- a. LTPS TFT display → 微縫距離感測(p) 方案
- b. AMOLED display → 屏下距離感測(p) 方案
- c. 3D sensing 協作應用 → 長距離感測(p) 方案

Smartphone market

2017: > 25M



- ✓ G-sensor for Smartphone market
- ✓ Low power G-sensor for IoT / wearable devices


Automotive Display Driver ICs

< 6 inch displays

7 - 9 inch displays

Instrument Cluster Display

Analog



No Display

Hybrid (Analog + Digital)



Meters

Full Digital



Virtual Cockpit



Automobile Monitors



Multi-Function CSD



Display Audio



Climate Control



Twin CSDs
Display Audio
+
Navigation



Rearview Mirror Display



Overhead Monitor



Dual Headrest

Segment TN

Character TN

Graphic STN

Mono TFT

Color TFT



Industrial Display Driver ICs

- Industrial Display Driver IC
- Multimedia Display Driver IC
- New product: Ultra low power DDI
- New applications:
 - Portable medical devices / Healthcare products
 - Wearable products / Sports devices / E_Tag

TN / STN / mono TFT / color TFT



Applications : IoT / IA / OA / E-payment ...

- Ultra low power DDI 投入 ESL 應用.
- 4 inch 以上應用轉移至 new color TFT

Mobile Display Driver ICs

Feature phone DDI

→ Small-sized DDI

QQVGA 160x120 - Zero Cap.

QCIF 220x176 - Zero Cap.

QVGA 320x240 - Zero Cap.

WQVGA 400x240 - Zero Cap.

2017: > 500M pcs



4G feature phone



4G Kids watch



Wristband



Smartphone DDI

HVGA 480x320 (Q4 14 MP) - Zero Cap.

WVGA 800x480 (Q4 15 MP) - Zero Cap.

HD720 1280x720 (Q4 17 MP) - Zero Cap.

FHD 1920x1080 (Q4 18 ES) - Zero Cap.

FHD TDDI (Q4 18 ES) - Zero Cap.

2017: > 90M




SOC

Touch Products

HFST - 合肥创发微电子

Established - 2018/03/22

Opening - 2018/09/18



Industrial

Touch controller & FP IC



Automotive



Smartphone



FAE
在地化



24*7
待命小組



技術討論



專案回報機
制



市場訊息
技術交流

SOC

mCore

8/16/32 bit MCU

DSP (digital audio)



Card readers




SOC

infinno

AC-side power management & PWM IC

Power Management ICs



Supplier of IOT Devices and Solutions



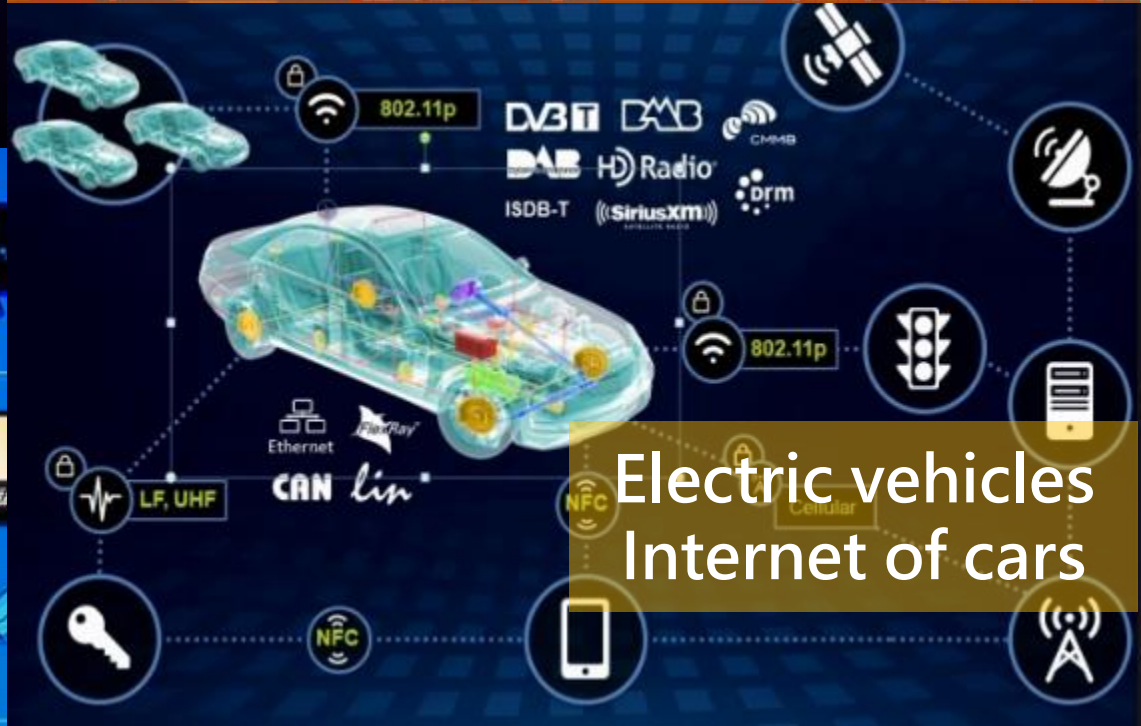
Mobile internet devices
Mobile payment



Smart city
Intelligent transportation systems

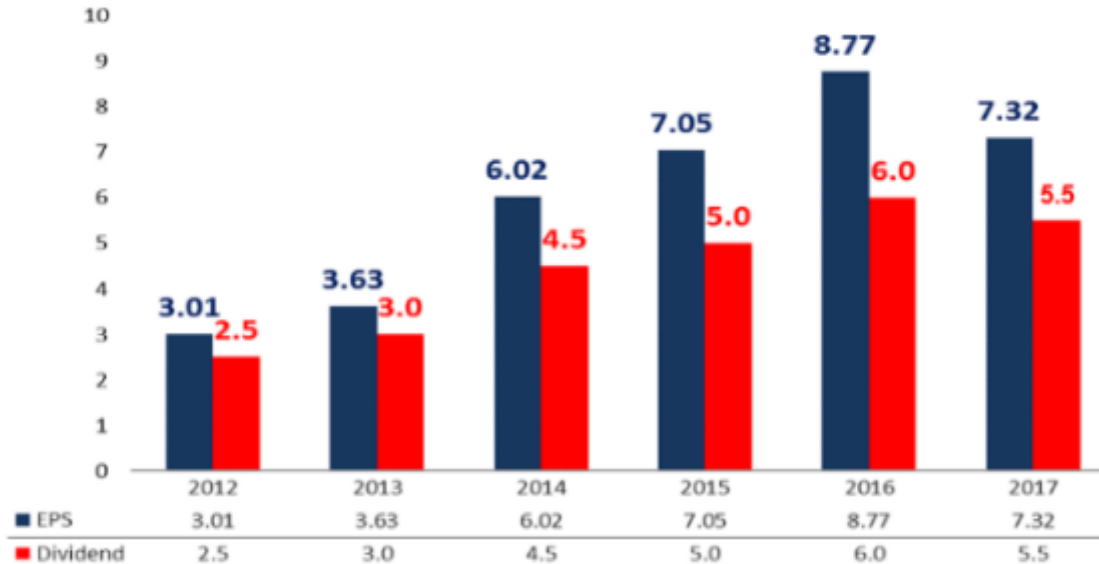


Smart home
Smart grid



Electric vehicles
Internet of cars

EPS & Dividends, 2015-2018



Year	Q1		Q2		Q3		Q4		Annual		
	EPS	GM	EPS	GM	EPS	GM	EPS	GM	EPS	GM	Cash dividend
2018	1.10	24%	1.83	24%	2.37	33%					
2017	1.38	29%	1.74	26%	2.08	26%	2.13	25%	7.32	27%	5.5
2016	1.97	30%	1.87	27%	2.53	27%	2.41	28%	8.77	28%	6.0
2015	1.65	29%	1.33	25%	1.97	26%	2.10	27%	7.05	27%	5.0

Q1-Q3 (2018)	
EPS	GM
5.3	27%

Consolidated Income Statement

Item	Q3 18		Q2 18		Q1 18		2017 Annual		Q417		Q317		Q217		Q1 17	
	Results	% of sales	Results	% of sales	Results	% of sales	Results	% of sales	Results	% of sales	Results	% of sales	Results	% of sales	Results	% of sales
Net Sales	2,746,000	-	2,682,651	-	2,074,724	-	9,431,062	-	2,435,304	-	2,643,141	-	2,318,317	-	2,034,300	-
Gross Profit	888,681	33%	644,536	24%	495,267	24%	2,514,333	27%	620,120	25%	681,435	26%	620,526	26%	592,252	29%
Operating Expense	513,919	19%	419,292	15%	354,230	17%	1,660,796	18%	440,208	18%	421,640	16%	399,308	17%	399,640	20%
Operating Income	374,762	14%	225,244	9%	141,037	7%	853,537	9%	179,912	7%	259,795	10%	221,218	10%	192,612	9%
Income before Tax	415,729	15%	257,251	10%	136,621	7%	988,268	10%	282,827	11%	280,089	10%	236,338	10%	189,014	9%
Net Income*	283,177	10%	218,207	8%	130,810	6%	873,158	9%	253,391	11%	247,653	10%	207,274	9%	164,840	8%
EPS	2.37	-	1.83	-	1.10	-	7.32	-	2.13	-	2.08	-	1.74	-	1.38	-

* Listed on the English translation of our financial statements as "Profit (loss), attributable to owners of parent"

Unit: NT\$ thousands (except EPS)
Accounting standard: IFRS

Consolidated Balance Sheet

Item	2018/9/30	2018/6/30	2018/3/31	2017/12/31	2017/9/30	2017/6/30	2017/3/31
Total Assets	8,067,564	8,033,661	7,444,294	7,030,995	7,450,386	7,503,718	7,606,598
Current Assets	5,898,420	5,944,339	5,471,542	5,057,965	5,755,772	5,777,396	5,910,276
Cash & Equivalents	1,993,785	2,405,012	2,095,484	1,421,885	1,701,371	1,915,400	1,904,997
AR	1,337,906	1,282,062	1,061,062	1,009,582	1,064,768	966,750	814,051
Inventory	1,847,433	1,383,334	1,593,972	1,735,070	1,794,180	1,870,276	2,082,906
Total Liability	2,952,456	3,336,640	2,368,288	2,032,751	2,392,036	2,794,884	2,373,420
AP	1,706,279	1,451,449	1,015,965	1,144,972	1,433,793	1,102,191	1,377,563
Shareholder Eq.	5,115,108	4,697,021	5,076,006	4,998,244	5,058,350	4,708,834	5,233,178

Unit: NT\$ thousands
Accounting standard: IFRS

We'd love to hear from you!

Strategic Marketing Director

Jacky Chou 周德雲

Tel: +886-2-2659 1276 ext 2206

E-mail: jacky_chou@sitronix.com.tw

Investor Relations Officer

Vivian Mao 毛廷方

Tel: +886-2-2659 1276 ext 2395

E-mail: vivian_mao@sitronix.com.tw

Website: <http://www.sitronix.com.tw>

Taipei office:

6F., No. 608, Ruiguang Rd., Neihu Dist., Taipei City 114, Taiwan

台北市內湖區瑞光路608號6樓