

2015Q1 Investor conference



Strategic marketing
Jacky_Chou

Sitronix product strategy (產品策略)

Mobile display

Industrial & Automotive display

SOC

Mobile Display Driver IC
(手機顯示器)

Industrial Display Driver IC
(工控顯示器)

Automotive Display Driver IC
(車載顯示器)

Touch Controller IC
(觸控 IC 及其他非顯示器 IC)



Subsidiaries
f1 FORCELEAD (89.97%)

Subsidiaries
mCore (87.12%)
INFINNO (45.76%)
sensortek (69.53%)

Mobile display driver IC (手機顯示器)

Small size DDI:

- QQVGA**(160x120) - Zero Cap.
- QCIF**(220x176) - Zero Cap.
- QVGA**(320x240) - Zero Cap.
- WQVGA**(400x240) - Zero Cap.



Feature phone



Small size DDI shipment:
2014 → 450M pcs



Wearable / health care / sports devices / IOT ...

Smartphone display driver IC:



Smartphone DDI – 2013 / 2014 :

- WVGA_800x480** (13Q4 MP)
- >30M pcs (2014)



Smartphone DDI – 2015 :

- HVGA_480x320** (14Q4 MP) - Zero Cap.
- WVGA_800x480** (13Q4 MP)
- HD720_1280x720** (14Q4 MP)



Industrial display driver IC (工控顯示器)

Office Automation /
Home automation

Industrial Instruments

Portable medical devices /
Health care products /
Wearable & sport devices

Industrial display driver IC shipment :
→ 20M~25M pcs / month (2014)



Automotive display driver IC (車載顯示器)

< 6 inch display



Segment TN

Character TN

Graphic STN

Mono TFT

Color TFT



7~ 9 inch display




SOC

 **sensortek** (昇佳) **Products - I**

-- Light relative sensor

2012Q4 (MP)

Smartphone market → >80M (2014)




Ambient Light Sensor

(環境光傳感器)

CMOS Circuit

Optical Coating

Clean Compound



Proximity Sensor

(距離傳感器)

CMOS circuit

Optical Coating

Clean Compound

Black Compound



2 in 1 P-sensor for smartphones:

Standard P-sensor

ALS + P-sensor

P-sensor with motion gesture control (手勢偵測/控制_應用)

ALS + P-sensor with gesture

→ support 2D gesture control (2方向手勢控制)

→ support 4D gesture control (4方向手勢控制)



P-sensor with small sensor hole (小孔徑_應用)


ALS + P-sensor with small hole solution



SOC

sensortek (昇佳) Products - II

-- MEMS sensors



Accelerometer

(加速度傳感器)

CMOS Circuit

MEMS Process

2013Q4(MP)
Tablet PC market
→ > 20M pcs (2014)



2014Q4(MP) ~ 2015
Smart phone market



畫面旋轉 (Auto rotating)



自動靜音 (Auto muting)

E_Compass

(電子羅盤傳感器)

(2015 Q4 ES)

Internet of things (IOT) _ 物聯網相關應用

Smart Home → STN / TFT driver IC / ABL sensor / P-sensor

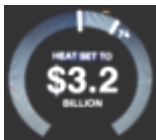
Smart Grid (Electric / water / Gas meter) → TN / STN driver IC

Wearable device → STN / TFT driver IC / ABL sensor / G-Sensor

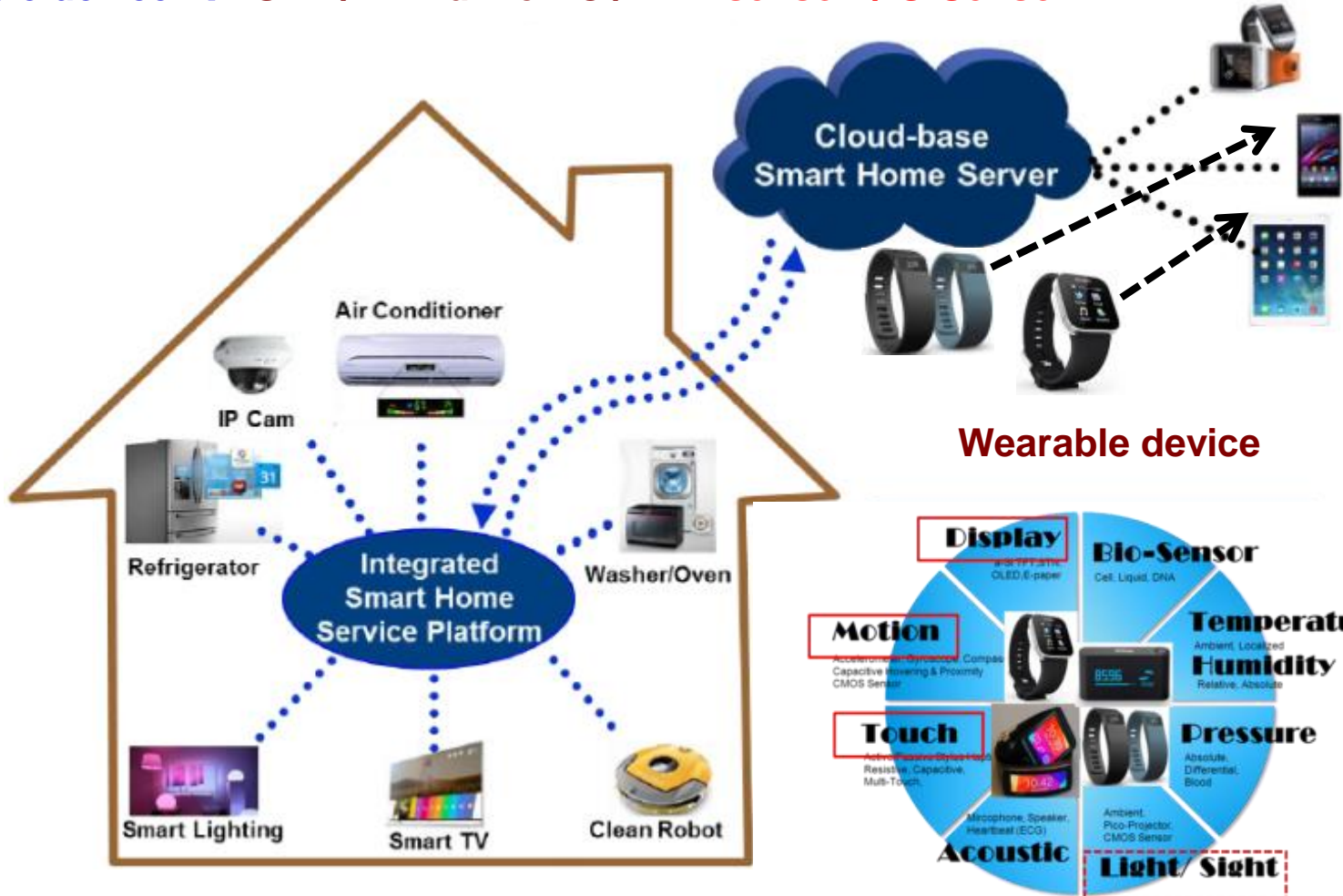
G1



G2



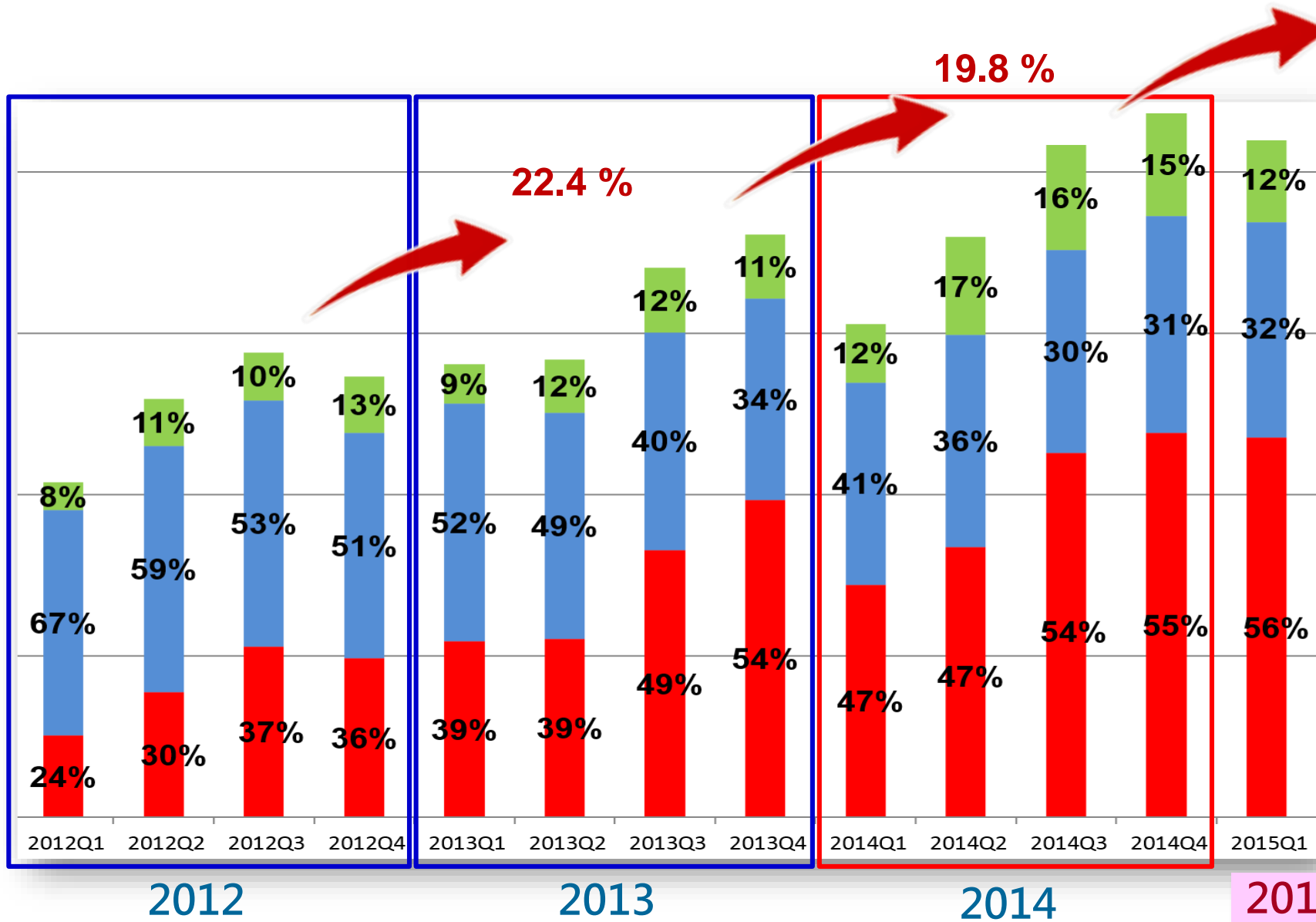
G3 +
RF



Wearable device



Revenue by product mix (Quarterly) 季營業額依產品別



2014~2015 Monthly revenue review

(K) ntd	2013	Quarterly amount	2014	YoY Month	Quarterly amount	2015	YoY Month	Quarterly amount	YoY Quarter
1	481,202	1,404,609	553,150	15.0%	1,530,254	790,106	42.8%	2,098,675	37.1%
2	360,529		416,200	15.4%		528,502	27.0%		
3	562,878		560,904	-0.4%		780,067	39.1%		
4	514,822	1,421,849	612,759	19.0%	1,798,491	737,811	20.4%		
5	470,939		610,847	29.7%					
6	436,088		574,885	31.8%					
7	533,193	1,703,466	632,679	18.7%	2,085,032				
8	559,603		689,981	23.3%					
9	610,670		762,372	24.8%					
10	611,181	1,807,739	739,879	21.1%	2,181,372				
11	587,379		700,228	19.2%					
12	609,179		741,265	21.7%					
Total	6,337,663		7,595,150	19.8%					

2015Q1 Consolidated income statement (合併營收季報)

Item	1Q15		4Q14		3Q14		2Q14		1Q14		2014 Total	
	Results		Results		Results		Results		Results			
Net Sales (營業收入淨額)	2,098,675		2,181,372		2,085,033		1,798,491		1,530,254		7,595,150	
Gross Profit (銷貨毛利)	609,386	29%	591,124	27%	539,932	26%	497,039	27%	437,647	29%	2,065,742	27%
Operating Expense (營業費用)	366,214	18%	385,002	18%	335,410	16%	311,214	17%	285,622	19%	1,317,248	17%
Operating Income (營業淨利)	243,172	11%	206,122	9%	204,522	10%	185,825	10%	152,025	10%	748,494	10%
Income before Tax (稅前淨利)	241,853	12%	269,520	12%	231,901	11%	177,955	10%	168,400	11%	847,776	11%
Net Income (淨利)	197,709	9%	237,017	11%	195,579	9%	146,576	8%	139,402	9%	718,574	10%
EPS(元)	1.65		1.97		1.60		1.23		1.22		6.02	

2015

2014

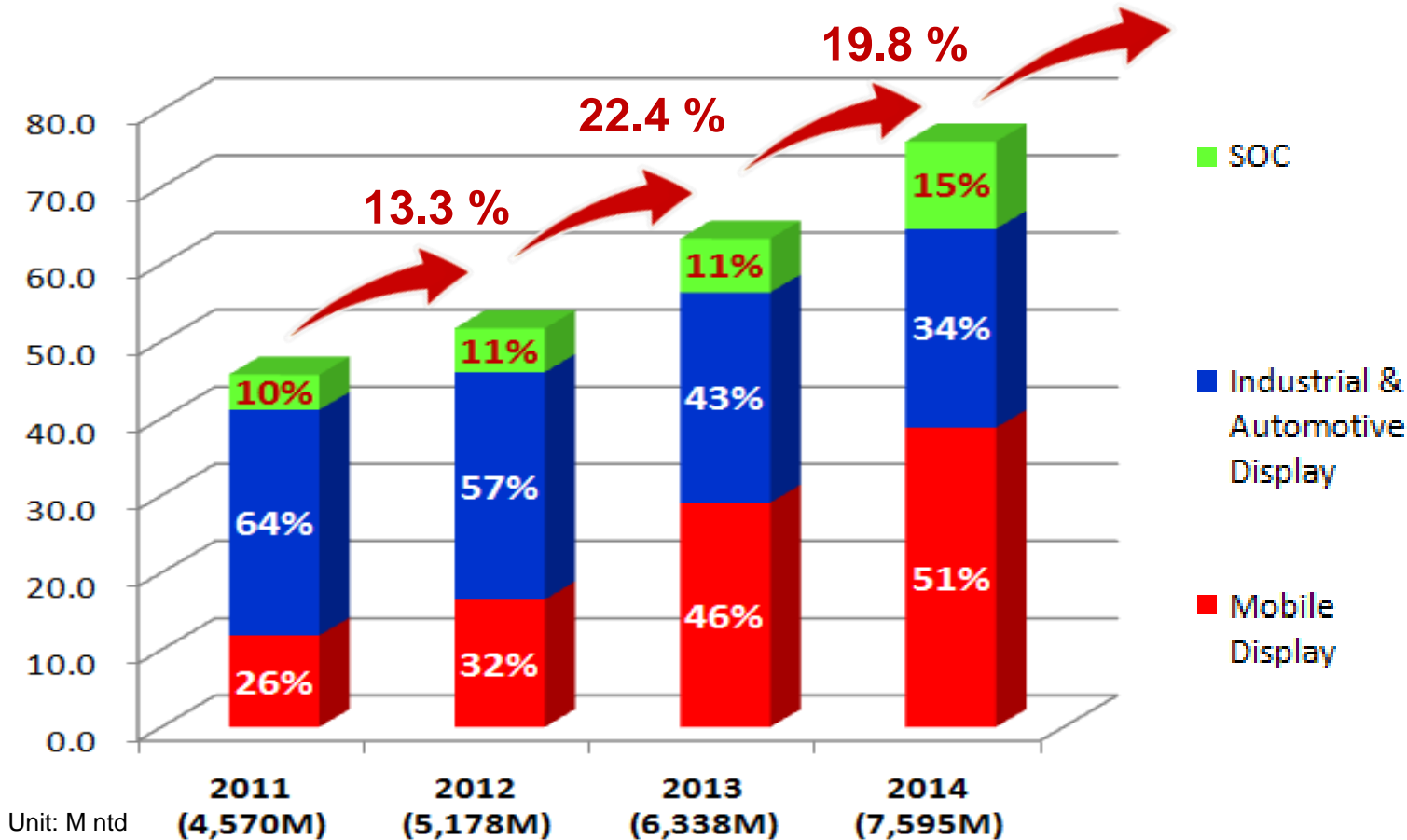
註:採用 IFRS 編制基礎。

2014Q4 Consolidated Balance Sheet (合併資產負債表)

Item	2015/3/31	2014/12/31	2014/9/30	2014/6/30	2014/3/31
Total Assets (資產總計)	6,788,601	6,322,702	5,428,314	5,350,411	5,422,818
Current Assets (流動資產)	5,058,980	4,626,392	4,140,921	4,102,502	4,167,250
Cash & Equivalents (現金及約當現金)	1,285,325	1,198,436	1,461,285	839,208	1,232,547
AR (應收帳款)	994,373	913,775	894,974	753,387	707,720
Inventory (存貨)	1,317,271	1,048,468	935,256	1,213,008	1,332,576
Total Liability (負債總計)	2,509,965	2,232,944	1,607,721	1,698,321	1,575,554
AP (應付帳款)	1,054,514	964,759	812,049	675,301	794,596
Shareholder Eq. (股東權益)	4,278,636	4,089,758	3,820,593	3,652,090	3,847,264

註:採用 IFRS 編制基礎。

2015 Growth → Mobile DDI + SOC



	2011	2012	2013	2014
Gross Margin	26%	25%	24%	27%
EPS	2.48	3.01	3.63	6.02
High cash dividend	2	2.5	3	4.5

Thank you



Strategic marketing:

Jacky_Chou (周德雲)

Tel: +886-2-2659 1276 Ext: 2206

Mobile phone : +886 922 443 880

E-mail: jacky_chou@sitronix.com.tw

